




Domains of knowledge & Design principles for the professionalization of teachers and facilitators Two examples from the DZLM

Bärbel Barzel | University of Duisburg-Essen, Germany

Rolf Biehler | University of Paderborn, Germany

Structure

1. What is the DZLM?
2. HOW?
Design Principles
Example: Digital Tools (upper secondary level)
3. WHAT?
Domains of knowledge for teachers and facilitators
Example: Probability & Statistics (upper secondary level)
4. Future Perspectives



Structure

1. What is the DZLM?


2. Design Principles

Example: Digital Tools (upper secondary level)

3. Domains of knowledge for teachers and facilitators

Example: Probability & Statistics (upper secondary level)

4. Future Perspectives



Federal structure of Germany



Germany:
82 mill inhabitants

NRW: North-Rhine Westfalia
17 million inhabitants

Teacher education in Germany (in all states)

University

- 3.5 - 5 years
- subject matter / didactics of subject matter / educational sciences
- may include “practice semester”

Centre for Pre-Service–education (School practice)

- 1.5 years
- "theoretical education" at the centre
- Teaching obligations at school
 - less than 50%,
 - partly supervised and assessed

In-service education (non obligatory)

- **School admin** (state, region, local) **providers**
- Free providers (teacher networks, universities)
- Collaboration between free and official providers (e.g. **DZLM**)

DZLM (2011 - 2019), funded by the Deutsche TelekomStiftung

First nation-wide operating institute for mathematics teacher education

HUMBOLDT-UNIVERSITÄT ZU BERLIN



UNIVERSITÄT
DUISBURG
ESSEN

RUHR
UNIVERSITÄT
BOCHUM **RUB**

tu technische universität
dortmund

 **Pädagogische Hochschule Freiburg**
Université des Sciences de l'Éducation - University of Education

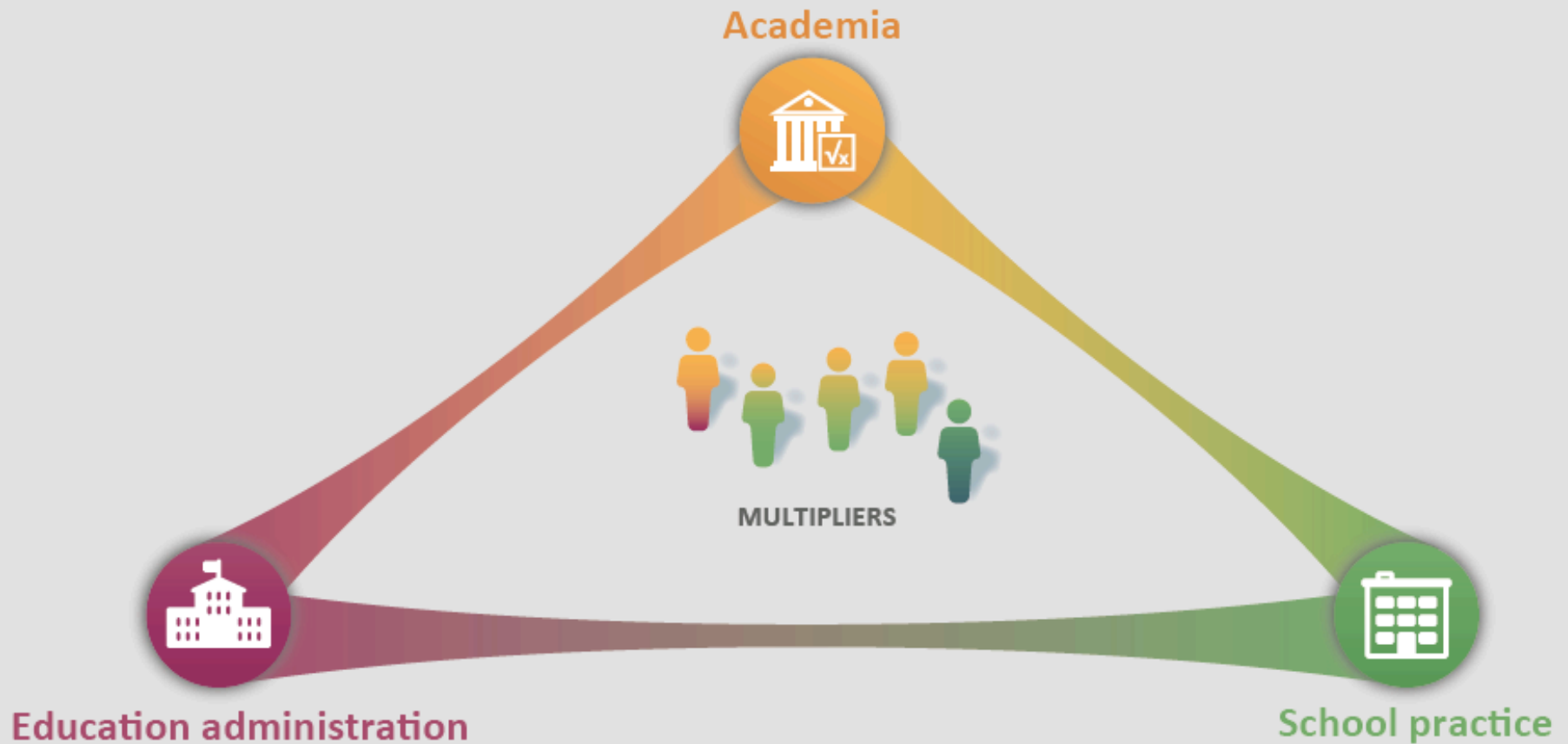
Universität
Potsdam **25**
JAHRE
Universität Potsdam

Freie Universität  Berlin

Design of ... & Research in...

- **Qualification of facilitators**
(e.g. master degree program)
- **Out-of-field teaching**
- **In-service teacher education**
(for all teachers)
- **Network/ Communication platform**
(for information and exchange)

DZLM - network



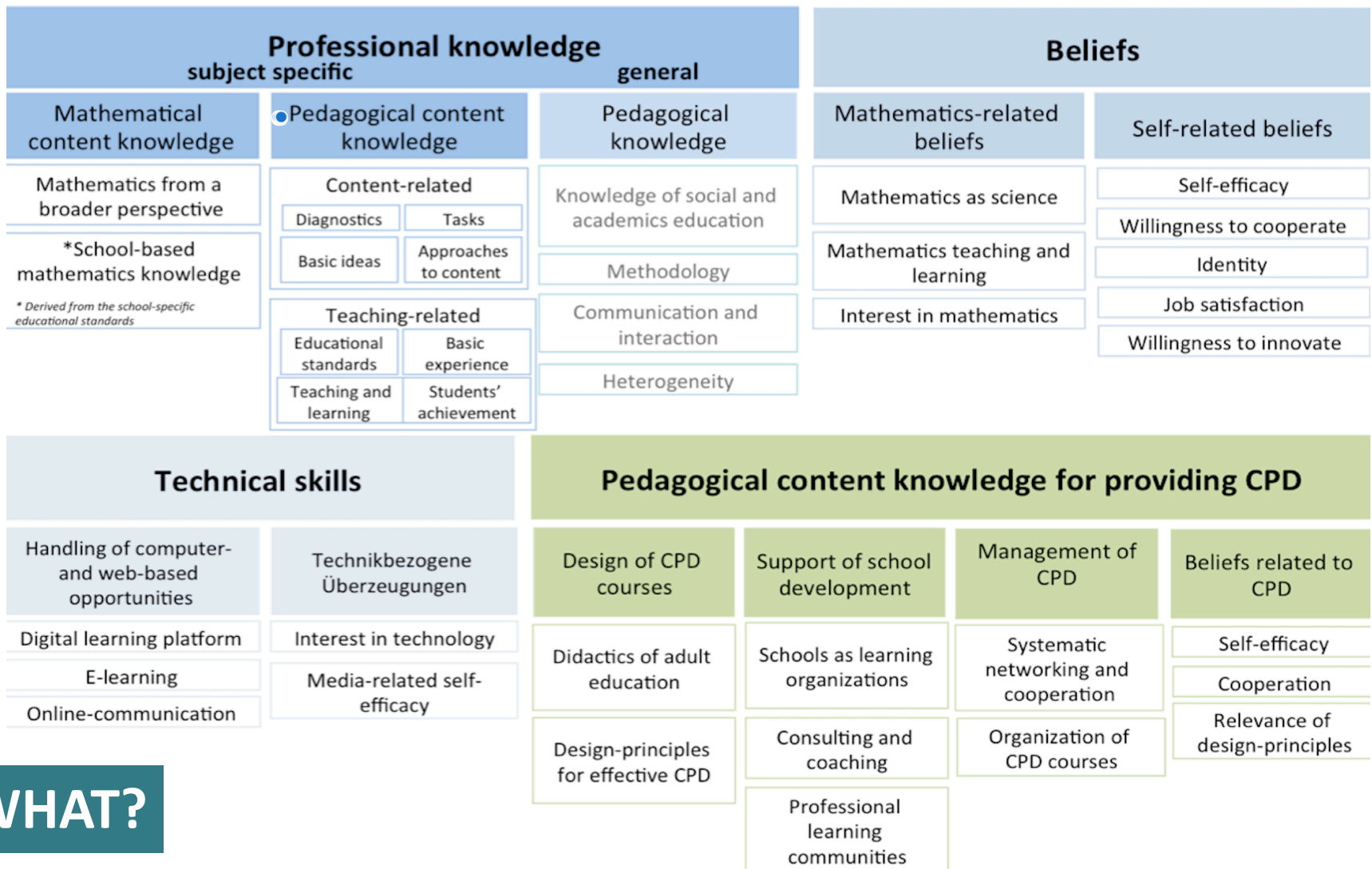
How the DZLM works...

HOW?



WHAT?

DZLM – Theoretical framework




WHAT?

Structure

1. What is the DZLM?
2. Design Principles
Example: Digital Tools (upper secondary level)

3. Domains of knowledge for teachers and facilitators
Example: Probability & Statistics (upper secondary level)
4. Future Perspectives



2: Design Principles



1. Competence-orientation



2. Participant-orientation



6. Fostering (self-) reflection



3. Stimulating cooperation



5. Diverse instruction formats



4. Case-relatedness

DZLM - Design Principles



Competence-orientation

State of the art in mathematics and mathematics education

Lipowsky & Rzejak 2012; Garet 2001



Participant-orientation

taking into account individual conditions, active participation

Clarke 1994, Krainer 2008



Stimulation cooperation

Fostering sustainable cooperation

Scherer & Steinbring 2006; Bensen & Hübner 2012



Case-relatedness

Using examples of particular cases

Timberley et al 2007; Lipowsky & Rzejak 2012



Diverse instruction formats

Various formats and multi-step program

Deci & Ryan 1993; Lipowsky & Rzejak 2012



Fostering reflection

Reflection of elements of teaching- & learning process

Putnam & Borko 2000

CPD- Program: „GC compact “

Initially designed for NRW, where use of technology is compulsory for final exam after upper secondary only since 2014

DZLM 

Ministry of Education
North Rhine-Westphalia



- 4 one-day modules A - D
- Simultaneously at 3 venues
- 3 x 30 participants (80% „technology – novices“)

A
Introduce GC

B
Tasks with GC

C
Teaching with GC

D
GC in exams

Nov 2014

Apr 2015

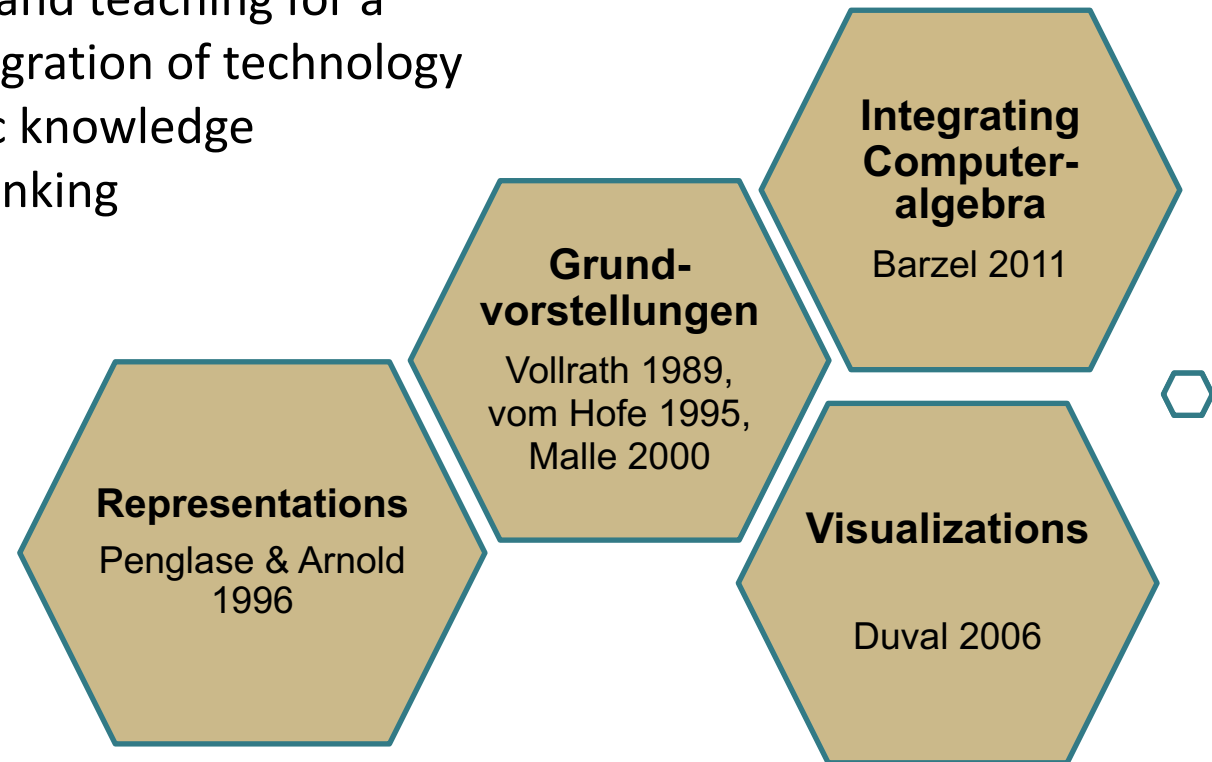
Team of Authors:

- Facilitators from NRW (Ministry & T³): Daniela Brauer, Michael Caspar, Wilfried Dutkowski, Birgit Griese, Heinz Laakmann, Hannes Stoppel, Hannes Stoppel, Carsten Tietz, Oliver Wagener
 - DZLM/ Universities: Bärbel Barzel, Andreas Büchter, Gilbert Greefrath, Marcel Klinger, Daniel Thurm
- Organisation from a ministerial institute: Wilfried Dutkowski, Hans-Josef Klungen

“GC compact” - Competence-orientation



- Focus on aims for teachers
- Aims are transparent to participants
 - Fluent use technology
 - Design of tasks and teaching for a meaningful integration of technology
 - Content specific knowledge in functional thinking



Timperley et al. 2007; Lipowsky & Rzejak 2012; Garet et al. 2001

“GC compact” - Competence-orientation



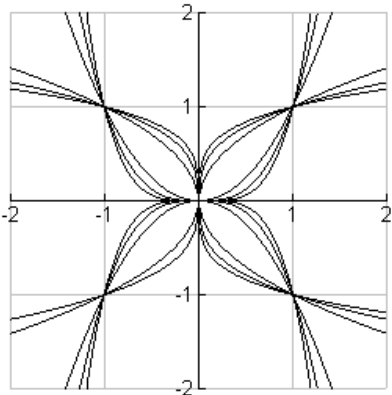
Module A Introduce GC

Module B Tasks with GC

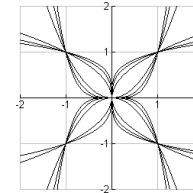
Module C Teaching with GC

Module D GC in exams

Create this picture!



As introduction ..



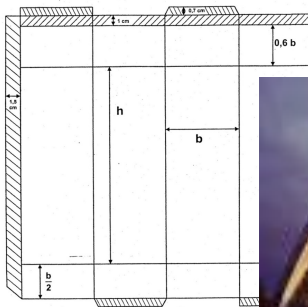
...or as an exercise
at the end?

Use of GC is

- necessary
- supportive
- neutral
- forbidden

GC is used for

- Discovering
- Conceptualizing
- Individual approaches
- Taking over procedures
- Controlling



Ich drücke mein-4-1-4

“GC compact” - Participant-orientation



Taking up heterogeneous
competences and
conditions

Fostering participants'
self-responsibility

- BEFORE the program
 - Pre-Questionnaire
 - Clearing up expectations and relevant conditions
- DURING meetings
 - Balance between aims & expectations/ reactions during face-to-face meetings
 - Activating participants
- AFTERWARDS
 - Hotline

Clarke 1994; Franke et al. 2001, Krainer 1998; Oelkers 2011, Antoniou und Kyriakides, 2011, 2013

“GC compact” - Stimulating cooperation



Aiming at sustainable cooperation processes

- DURING face-to-face-meetings
 - Working in peers and small groups according to school or regional groups to initiate professional learning communities during the face-to-face meetings
 - Collaboration in developing, designing tasks and teaching plans
 - Scientific input to the power of cooperation


- AFTER the program
 - Professional learning communities at schools or regional



- Sharing values and norms,
- Focusing on students' learning
- Reflexive Dialogue
- Deprivatisation
- Intensive Collaboration

Scherer & Steinbring 2006; Krainer 2003; Cochran-Smith & Lytle 1999; Bensen und Rolff 2006, Fussangel 2008

“GC compact” - Case-relatedness



Integration of participants' experiences

„My role, as a teacher, is to evaluate the effect I have on my students. It is to know the impact, it is to understand this impact, and it is to act on this knowing and understanding.“


Hattie 2012, S. 19

- DURING face-to-face-meetings
 - Videos (general examples, own examples of the participants)
 - Examples of Students work (documents, parts of interviews)
 - As starter or for reflection
- BETWEEN face-to-facemeetings
 - Collecting own examples in teaching

A photograph of a piece of white paper with a light blue grid pattern. The text 'Ich drücke menu-4-1-4' is written in blue ink. The numbers are separated by hyphens.

Borko 2004; Timperley et al. 2007; Lipowsky & Rzejak 2012

“GC compact” - Case-relatedness



Which kind of language is used by students when using technology?

New creations

nach x gelöst!

Math. Symbols

$$f'(x) := \frac{d}{dx} (f(x))$$

Commands

CAS $f(x) := x^2 - 6x + 9$
 $\hookrightarrow \text{solve}(f(x)=0, x)$
 $x = 3$

Following the Menu

- 1) menu \rightarrow Lists & Spreadsheet hinzufügen
- 2) Bei A Jahr, bei B Anzahl eingeben
- 3) Werte aus Tabelle übertragen

Buttons

Ich drücke menu - 4 - 1 - 4

“GC compact” - Various instruction formats



Giving opportunities for active participation & experience self-efficacy

- DURING face-to-face-meetings
 - Mix of phases according to the aims of the program with different types of activation
- Sandwich – model :
Learn → Apply → Try → Reflect



A

Introduce GC



B

Tasks with GC



C

Teaching with GC

D

GC in exams

Browder et al. 2012 ; Deci & Ryan 1993; Carpenter et al. 1989; Lipowsky & Rzejak 2012

“GC compact” - Fostering reflection



Stimulation of
cooperative reflection
and self-reflection
for a better
understanding of
teaching and learning
processes

„Reflective practitioner“
Schön 1983

- DURING face-to-face-meetings reflecting
 - Tasks
 - Students´ solutions and thinking
 - Scenarios of teaching
 - Transferring ideas to the own classroom
 - Individual teaching style
 - Own beliefs

- BETWEEN & AFTER face-to-face-meetings

Boyle et al. 2000; Putnam & Borko 2000; Scherer & Steinbring 2006

„GC compact“ under Research

1. Teachers' acceptance of the course

2. Teachers' knowledge and beliefs

3. Content and quality of teaching

4. Learning outcomes and processes

Beliefs

Daniel Thurm




Self-reporting on frequency of GC-use

Daniel Thurm



Students' content knowledge

Marcel Klinger



„GC compact“ under Reserach

Daniel
Thurm

Teachers:
Questionnaire on:

- Beliefs
- Classroom practice

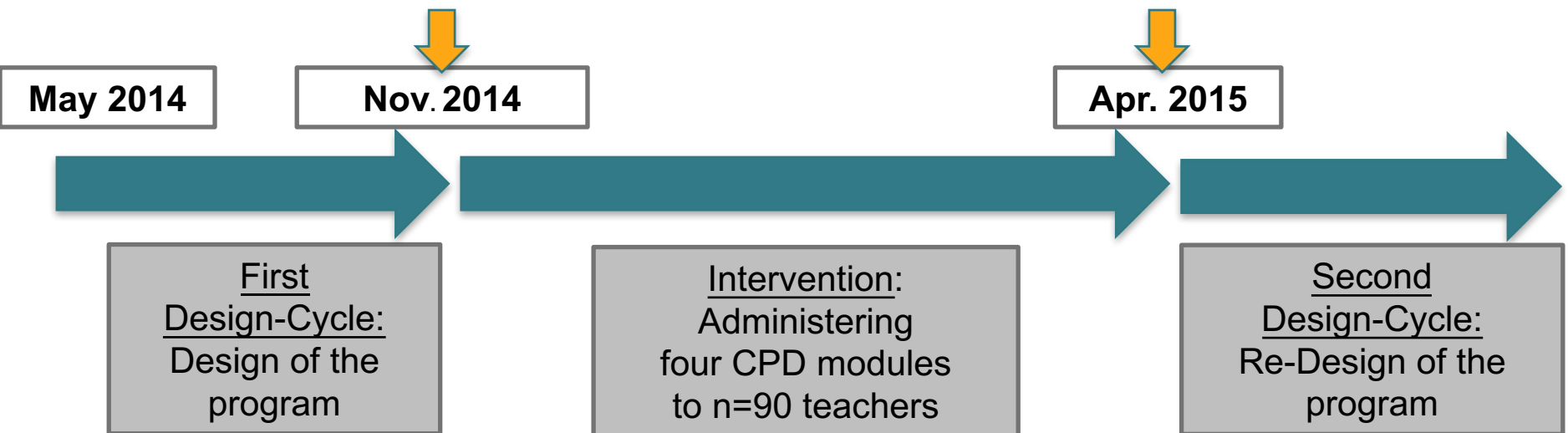
Teachers:
Questionnaire on:

- Beliefs
- Classroom practice

Marcel
Klinger

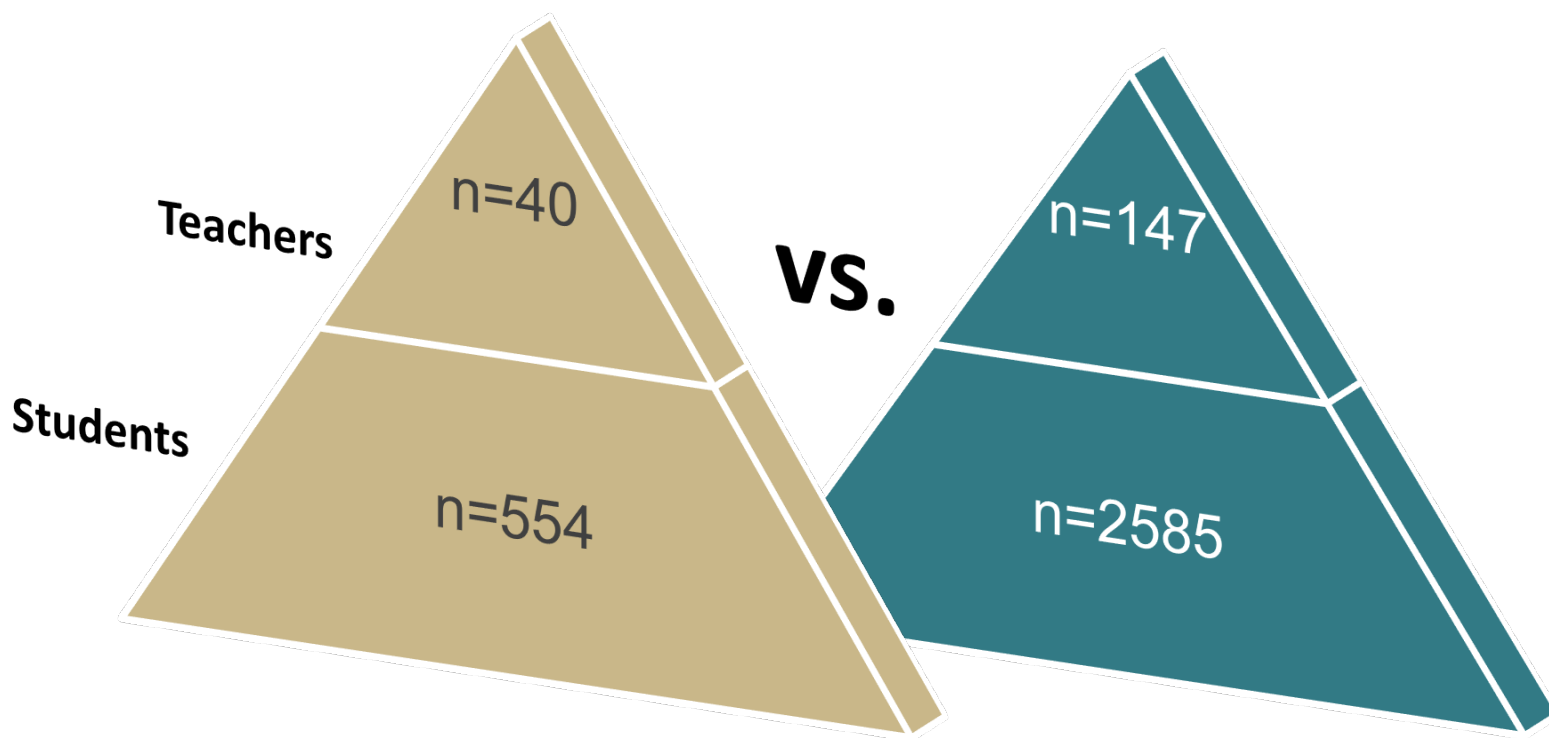
Students: Pre-Test

Students: Post-Test



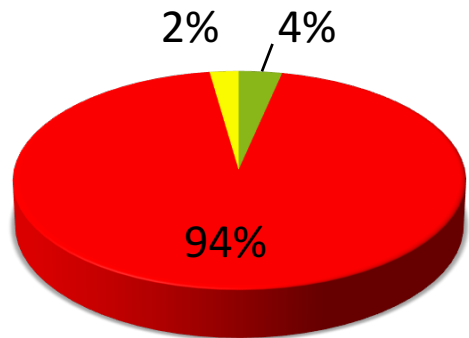
„GC compact“ under Research

- Sample groups
- Teachers participating in the PD program and respective students
- Control group:
 - Teachers not participating in the PD program and respective students



Example from students' pre-test

Misconception „Illusion of Linearity“ (vgl. De Bock et al. 2007)



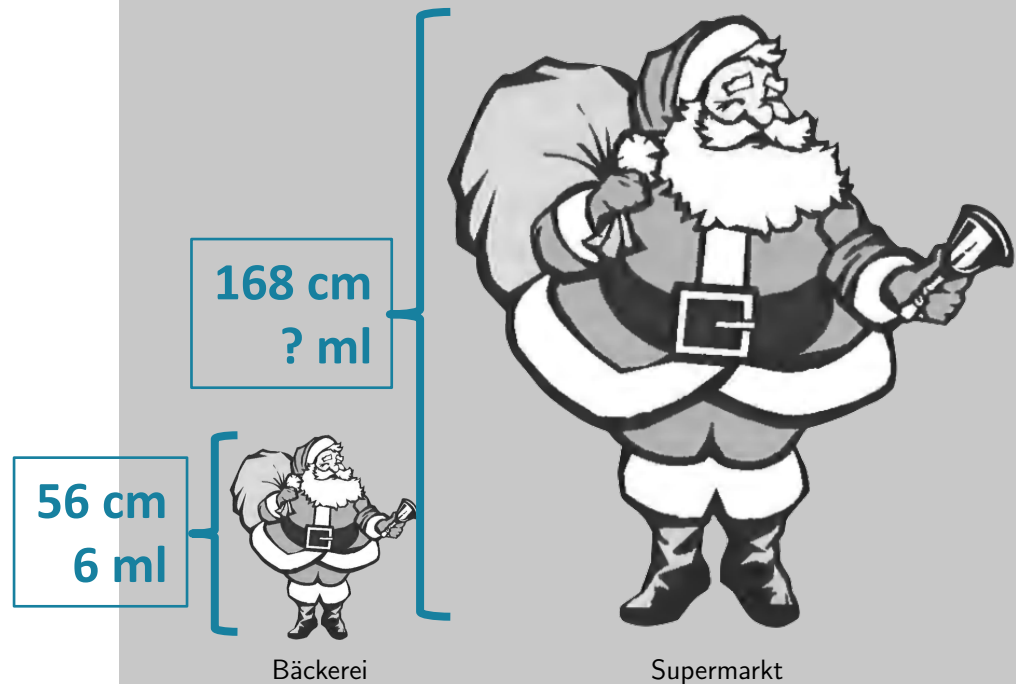
- richtig
- falsch
- nicht bearbeitet

n = 3139

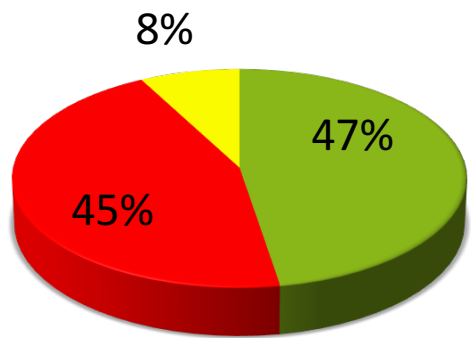
Marcel Klingner

Max ist Maler. In letzter Zeit sollte er oft weihnachtliche Bilder an Schaufenster malen. Erst gestern malte er einen 56 cm großen Weihnachtsmann an das Fenster einer Bäckerei. Dafür benötigte er 6 ml Farbe. Nun soll er eine vergrößerte Version des selben Bildes an eine Supermarktscheibe malen. Diese Kopie soll 168 cm hoch werden. Wie viel Farbe benötigt Max vermutlich? Deine Rechnung kannst du unten ausführen.

Antwort:



Example from students' pre-test

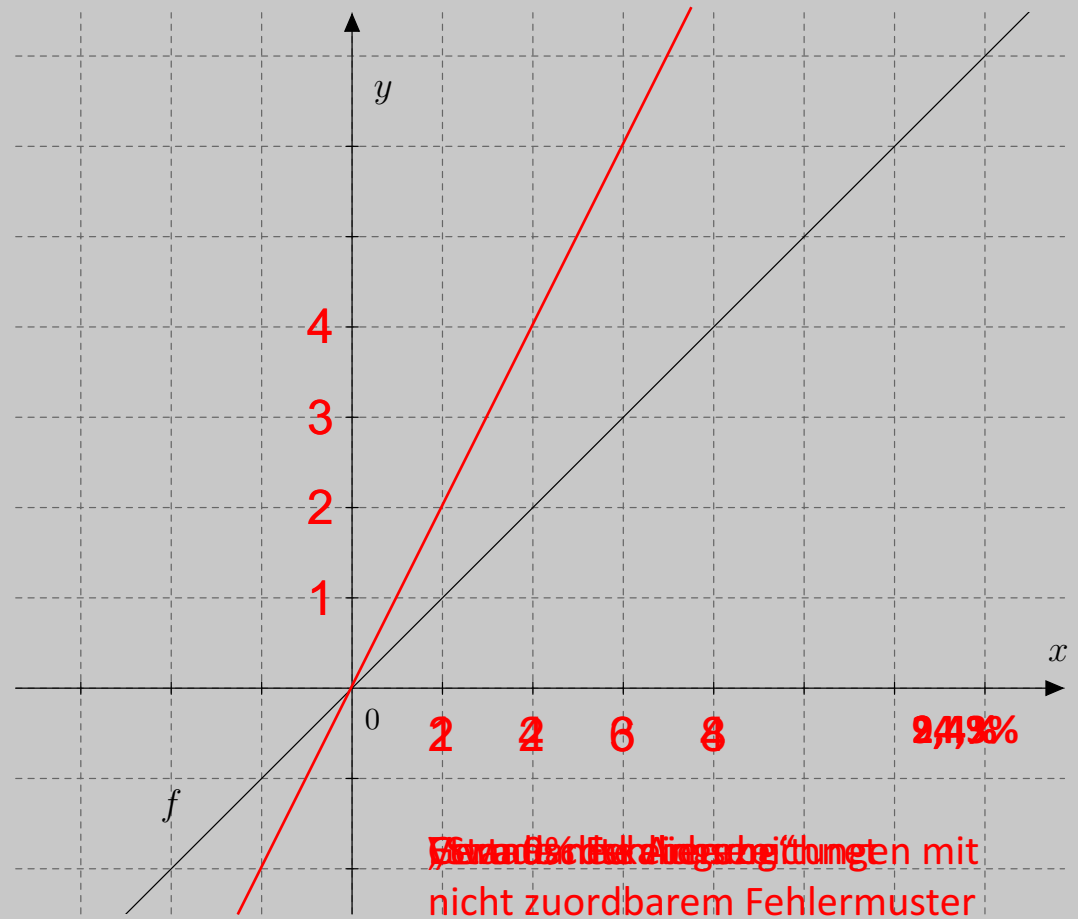


- richtig
- falsch
- nicht bearbeitet

n = 3139

Marcel Klinger

Add the scaling on the axis so that it fits to $f(x)=2x$



Example from students' post-test

(Item by Ubuz 2007)

Function reflected over x-axis 16,9%

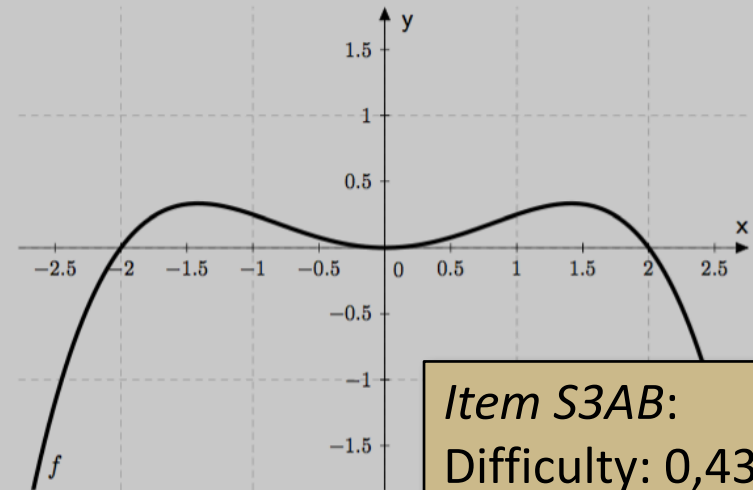
Parabola sketched 9,0%

Other line symmetric function sketched 3,3%

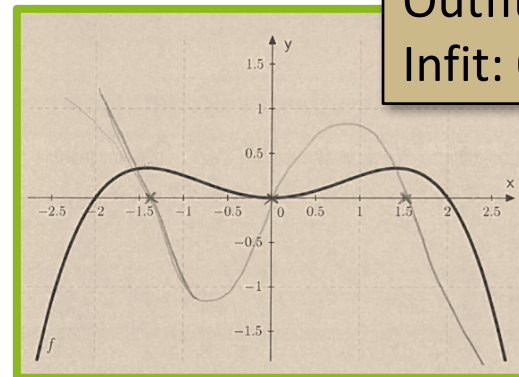
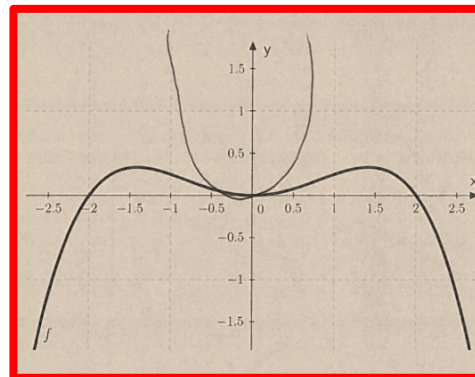
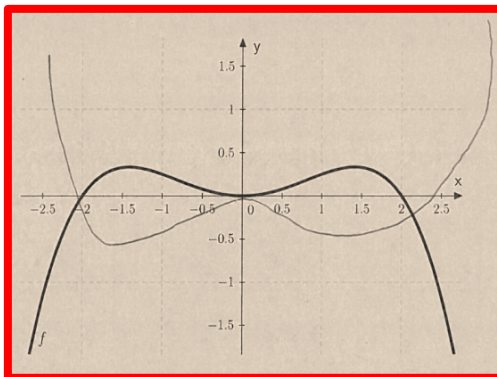
Enveloping function sketched 1,9%

Correct 43,6%

Sketch the graph of the derivative function .



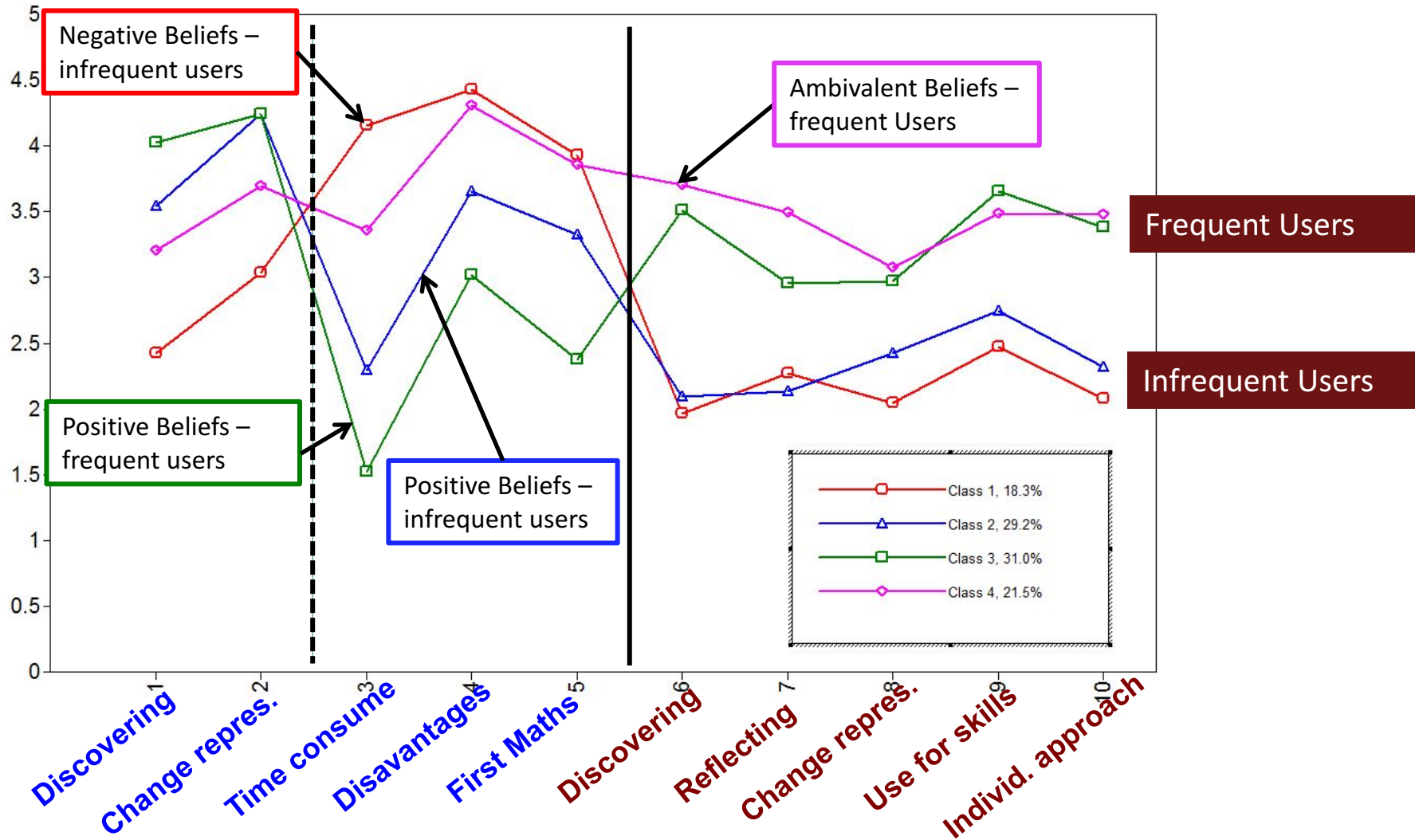
Item S3AB:
 Difficulty: 0,43
 Outfit: 0,90
 Infit: 0,93



(n = 2253)

Marcel Klinger

Latent Profile Analysis (LPA)



Beliefs on technology


Frequency of use

Daniel Thurm

Structure

1. What is the DZLM?
2. HOW? Design Principles
Example: PD for digital tools (upper secondary level)
3. **WHAT? Domains of knowledge for teachers and facilitators**
Example: PD Probability & Statistics (upper secondary level)

4. Future Perspectives



PD course “Stochastics compact”: Development cycles

Version	Duration	Year	Location	No. Participants
1.0	4 days	2013	NRW	90
2.0	4 days	2014	NRW	90
2.1	4 days	2015	NRW	90
2.2 Thü	4*1.5 days	2015/16	Thüringen	30
3.0.	5 days - Pilot 1	2015/16	NRW/Arnsberg	30
3.1	5 days - Pilot 2	2016/17	NRW/Arnsberg	30
4.0	5 days	2017/18	NRW/Arnsberg	> 100

Acknowledge for development and moderation

Version	DZLM people and facilitators/multipliers
1.0 / 2.0	Janina Niemann (Oesterhaus), Michael Casper, Ruben Loest
2.1	Michael Casper, Ruben Loest
2.2 Thü	Facilitators THÜ: Hubert Langlotz, Andreas Prömmel, Wilfried Zappe
3.0 - 4.0	DZLM: Hauke Friedrich, Ralf Nieszporek, Birgit Griese Facilitators Arnsberg: Mathias Dickel, Thomas Jörgens, Gernot Jost, Sven Meyhöfer, Wolfgang Unkelbach

The project Stochastics@Arnsberg



North-Rhine Westphalia
17 million inhabitants



Regierungsbezirk Arnsberg

Arnsberg region:
3.6 million inhabitants

Context: Teaching probability and statistics in grade 10-12

- New national standards 2012
- New state curricula
- Probability and statistics have become obligatory
- prescribed use of digital tools (graphic calculator, CAS) in teaching and final assessment (in some states)

The innovation supporting setting in NRW for grades 10 - 12

- 2012: The “Graphic calculator (GC) decree” in NRW: compulsory use for supporting better understanding of maths
- 2014: New state curriculum in NRW: obligatory prob & stats (content for about half a school year)
- 2014 - 2017: Intermediate first stage adaptation to the new situation
 - Several competing factors influence new practice
 - New text books, new official support material, new model tasks for the final examination, new professional development offers
- 2017 First final examination with probability & statistics and GC use

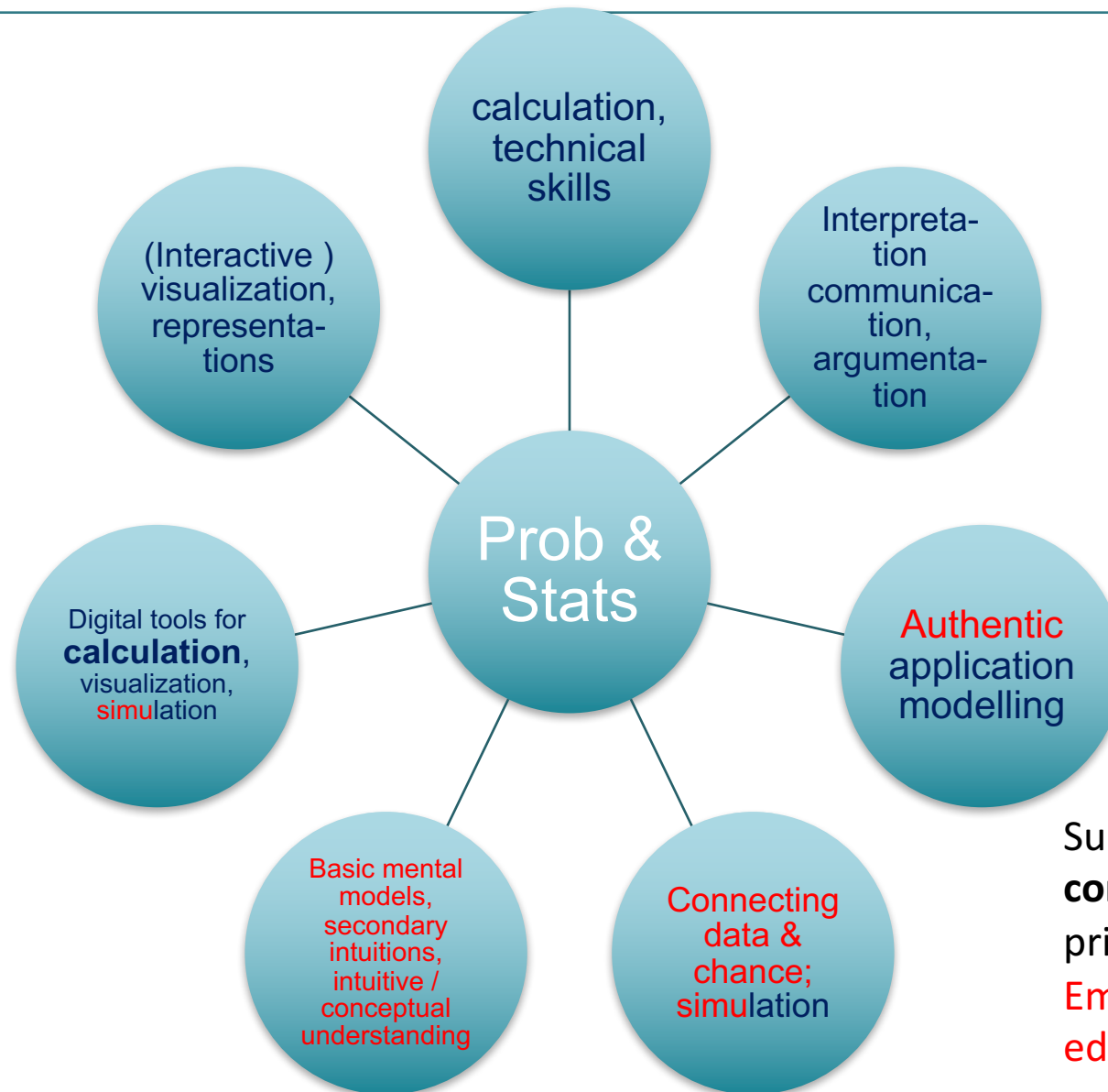
Global design principles

- Intensive course plus: Several days spread over some months
- Collaboration with regional school administration
- Several design cycles of the PD course (Continuous evaluations and adaptations)
- Shift from designing PD courses to supporting facilitators
 - Laboratory setting for DZLM own PD courses
 - Qualifying “project facilitators” as PD moderators of the course through intensive developmental collaboration
 - DZLM as advisor for project facilitators
 - Developing supporting material and qualification courses for future facilitators

Factors influencing our PD goals & content



Components of prob & stats competence/knowledge



Supported by the standard's **competence orientation** (in principle)

Emphasis from prob & stat education

Research base: didactics of probability and statistics

Subject matter didactics: “Fundamental ideas”	Problems of understanding; research on students	Own Research on classroom experiments; practical experiences
Connecting data and chance	Probability concept and relative frequency; laws of large numbers;	Grade 9 - 11
Stochastic independence	Independence as an implicit assumption, and sometimes inadequate one	Pre-service teacher education
Bayesian reasoning, “natural frequencies approach”	Confounding conditional probabilities, e.g. HIV-Test; percentages in media	Grade 9
Binomial distribution as a model	Naïve modelling without assumption checking	Pre-service teacher education
Hypothesis testing	misinterpretations of P- Values, and of hypothesis testing in general	Grade 12

The changing roles of participating teachers

- Teachers as learners (student role) work on an activity / piece of knowledge / competence
- Teachers as teachers reflect on **why and how** to implement (a variation) of the activity / piece of knowledge / competence in their classrooms
- Teachers as learners (professional role) extend their content knowledge (CK) and pedagogical content knowledge (PCK)

An example from modul A: Connecting data and chance

The „10-20-test“ activity (A landmark activity)

Students can choose between two multiple choice tests with two choices in each question (one choice is correct)

Test 1: 10 questions

Test 2: 20 questions

A test is passed if at least 60% of the questions are correctly answered.

If a student just guesses: Which test is easier to pass?

Test 1

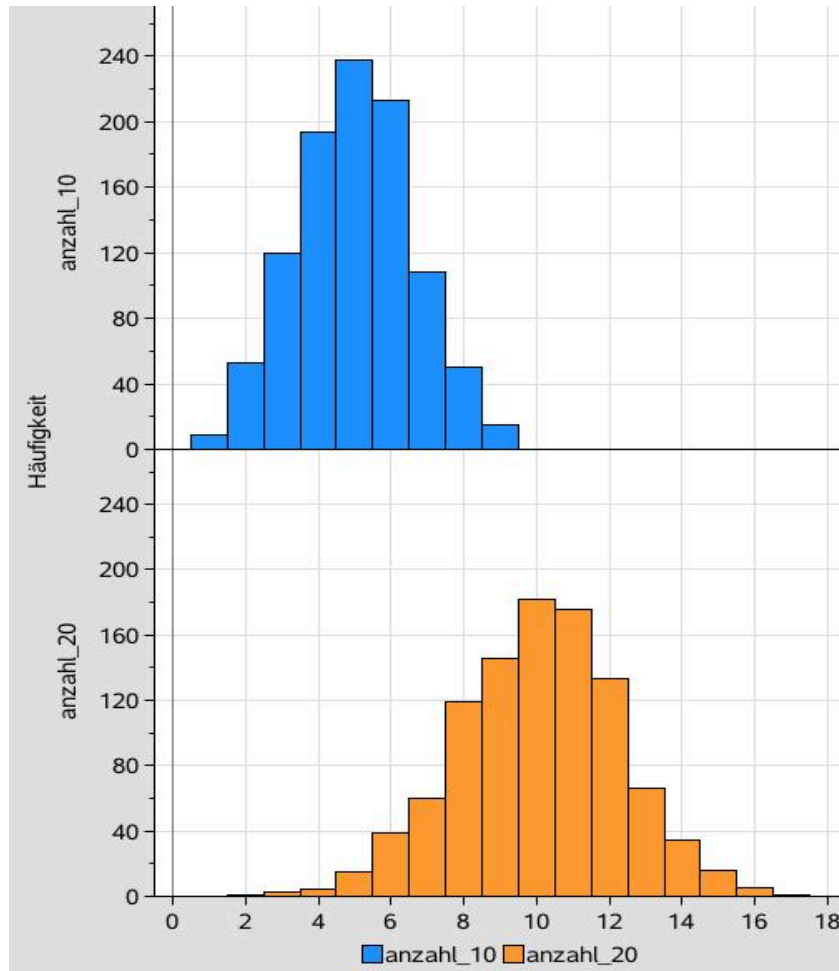
Test 2

Equal chances

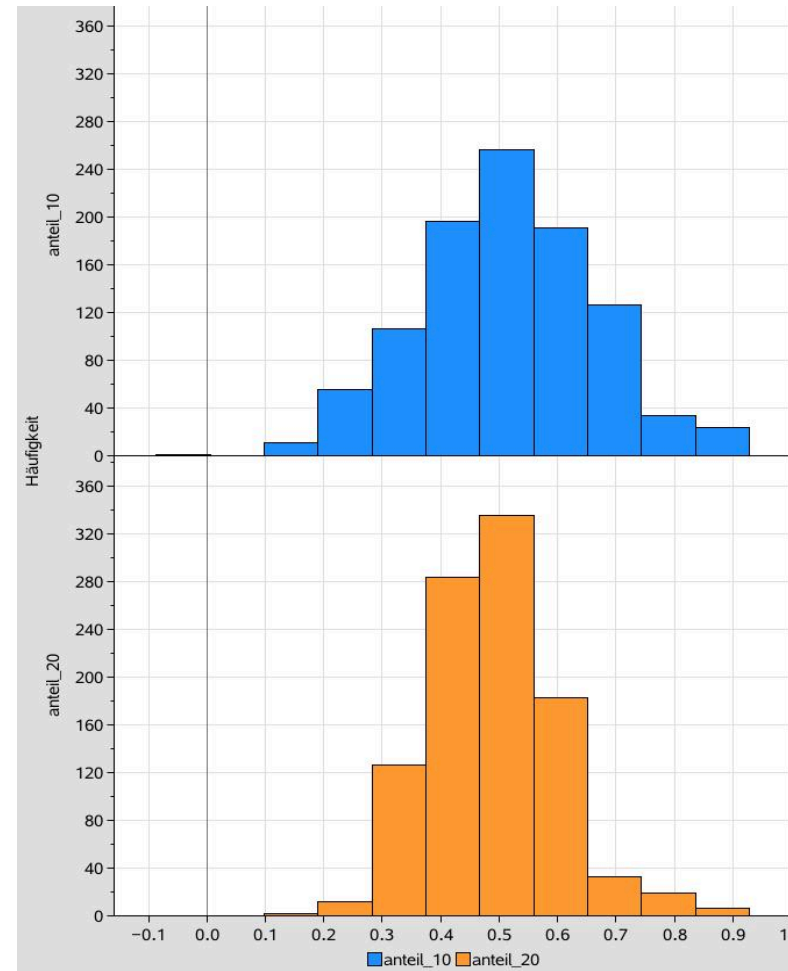
Activities in the PD course

- Teachers guess intuitively (always non-agreeing)
- Some initial discussion
- Use simulation to decide the question
 - Simulation by hand (with a coin)
 - Computer based simulation to get more precise / certain results
 - Estimate the passing probability
 - Visualize the distribution of “proportion of correctly answered questions”
- Integrate the result into an elaborated intuitive view of how the distribution of relative frequency changes with increasing sample size

Results of simulation with TI 'Nspire



Number



Proportion

of correctly answered questions

Suggestions for next steps in the classroom

- 10-20-test problem
- Application to mathematically isomorphic problems such as the *maternity ward problem*
- Showing learning trajectories leading to the $\frac{1}{\sqrt{n}}$ - law as a quantitative precision of the law of large number
- Distinguishing
 - Prediction intervals: known $p \rightarrow$ relative frequency f_n
 - Intuitive confidence intervals: known (observed) $f_n \rightarrow$ probability p

Maternity ward problem: Kahneman & Tversky

Research in psychology

Maternity ward problem

A certain town is served by two hospitals. In the larger hospital about 45 babies are born each day, and in the smaller hospital about 15 babies are born each day. As you know, about 50% of all babies are boys. The exact percentage of baby boys, however, varies from day to day. Sometimes it may be higher than 50%, sometimes lower.

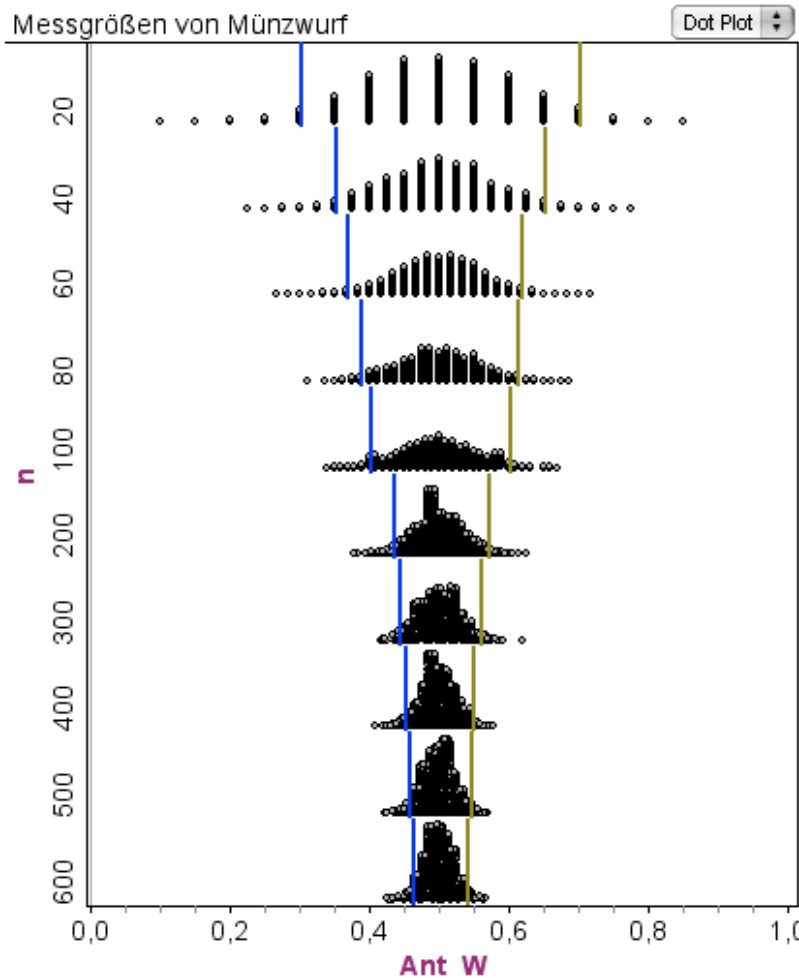
Which hospital do you think is more likely to find on one day that more than 60% of babies born were boys?

- Quoted from p. 36/37 of Sedlmeier, P., & Gigerenzer, G. (1997). Intuitions about sample size: the empirical law of large numbers. *Journal of Behavioral Decision Making*, 10(1), 33-51.
- Original work: Kahneman, D., & Tversky, A. (1972). Subjective probability: a judgment of representativeness. *Cognitive Psychology*, 3, 430-454

Prediction activity

- Throwing a fair coin
- What distribution of the relative frequency of heads do we expect, when increasing the sample size?
- How large is the 95 % prediction interval?

Elaboration: Throwing coins and the laws of large numbers

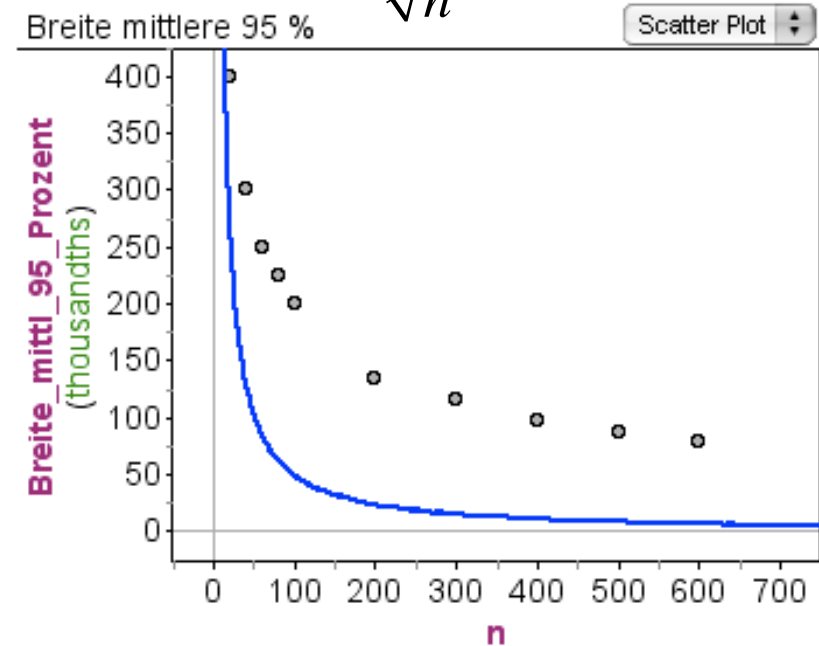


| percentile (2,5; ?) = 0,375

| percentile (97,5; ?) = 0,625

Discover the role of

$$\frac{1}{\sqrt{n}}$$



— Breite_mittl_95_Prozent = $\frac{k}{n}$

The middle 95%-prediction-

Interval is $0,5 \pm \frac{1}{\sqrt{n}}$

Rules of thumb

Sample size n	95% - prediction interval/intuitive confidence interval radius
50	$\pm 0,14$
100	$\pm 0,10$
1.000	$\pm 0,03$
10.000	$\pm 0,01$

Dual interpretation

- With given p
- With given f_n

$$|p - f_n| \leq \frac{1}{\sqrt{n}}$$

Recommendations for the classroom (lesson 1)

- Let students guess intuitively
- Organize some initial discussion
- Use simulation to decide the question
 - Simulation by hand (with a coin)
 - Computer based simulation to get more precise results
 - Estimate the passing probability
 - Visualize the distribution of “proportion of correctly answered questions”
- Support the building of intuitive mental models (“secondary intuition”, Ephraim Fischbein)

Which facets of teacher knowledge and beliefs do we touch?

Further facets of teachers' knowledge

based on a competence model

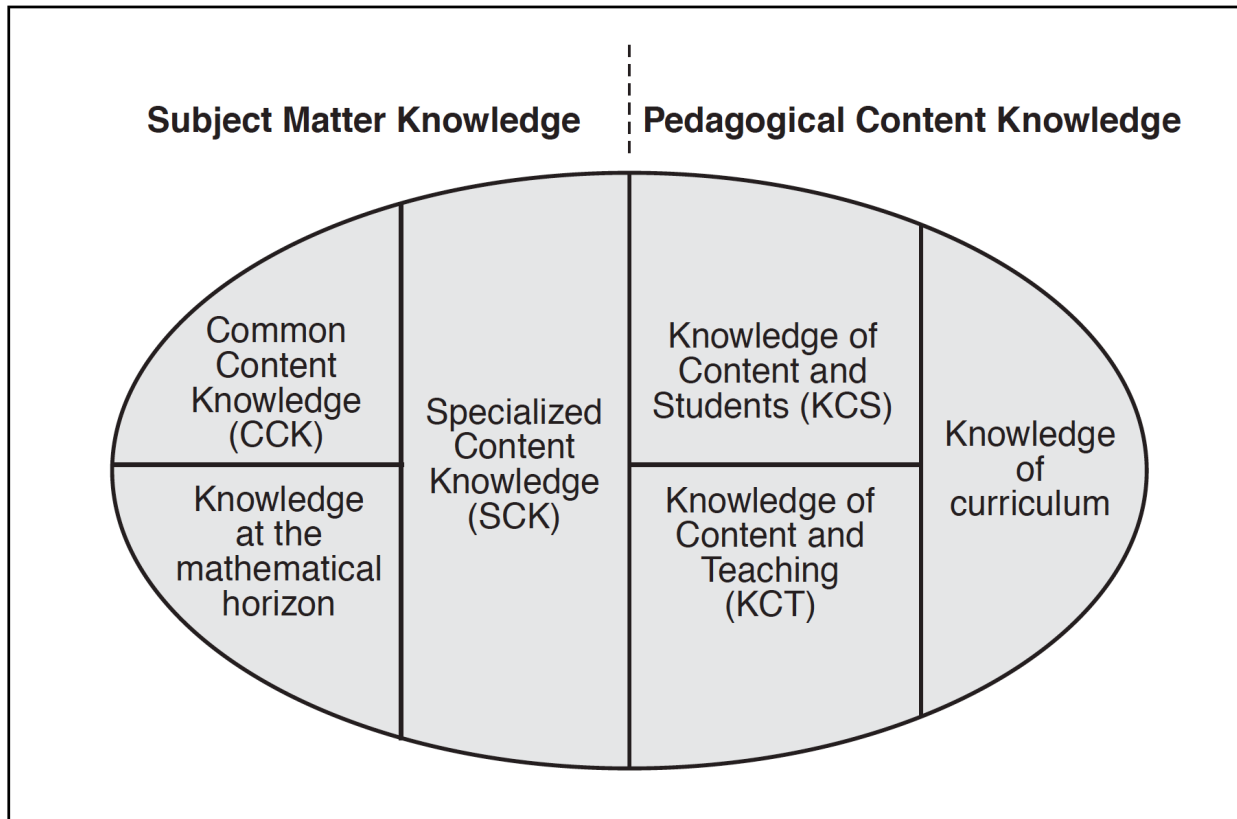
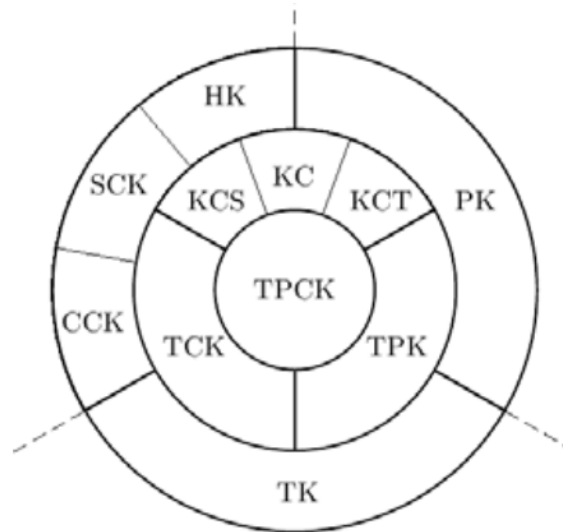


Figure 1. Domain map for mathematical knowledge for teaching.

Hill, H. C., Loewenberg Ball, D., & Schilling, S. G. (2008). Unpacking Pedagogical Content Knowledge: Conceptualizing and Measuring Teachers' Topic-Specific Knowledge of Students. *Journal for Research in Mathematics Education*, 39(4), p.377

Plan: Assessing a two dimensional competence model with different facets of PCK

- technology use (TCK, TPCK)
- adequate tasks and knowledge representation for students (KCT)
- students' knowledge and misconceptions (KCS)
- Horizon knowledge (HK): What to teach and why?



Wassong & Biehler 2010,
relating to work of Ball, D.L. et al.

Figure 1. Components of teacher knowledge and competencies

Further facets of teachers' knowledge

- Horizon knowledge (and beliefs)
 - Mathematical justification of $\frac{1}{\sqrt{n}}$ -law on the basis of the binomial distribution
 - Role of the introductory example for later topics (binomial distribution, P-value testing)
 - Relevance for everyday decision making (neglected role of sample size)
 - Simulation as legitimate mathematical method
- TP(C)K Technological (Pedagogical) Content Knowledge
 - Use of digital tools
- KCS and KCT: Knowledge of content and students / and teaching
 -

KCS: Non representative survey of n = 1163 students (grade 5 - 12), North-Rhine Westfalia 2014

Results of 10-20-Rest Activity

	% Grade 5 - 9	% Grade 10 -12
Test 1	16	18
Test 2	41	27
Equal chance	43	55

(similar results: Kahneman & Tversky, 1972; Maxara & Biehler, 2010; Meyfarth, 2008; Sedlmeier & Gigerenzer, 1997)

„Insensitivity of sample size“
„Belief in the law of small numbers“

KCT: Improvements by means of education?

After 4 weeks of teaching in grade 12

	pre	post	Pre: correct reasoning	Post: correct reasoning
Test 1: %	26	77	18	59

- Item „maternity ward problem“
- $n = 39$

Prömmel, A. (2013). *Das GESIM-Konzept - Rekonstruktion von Schülerwissen beim Einstieg in die Stochastik mit Simulationen*. Heidelberg: Springer Spektrum, p. 493

Types of course material (provided in moodle)

For teachers

- PPT: Powerpoint presentations
- WST: Worksheets for teachers (sometimes plus model solution)
- HAT: Handouts for teachers with background information
- BGL: Background literature and material

For students

- WSS: Worksheets for students (plus model solution for T)
- HAS: Handouts for students
 - Knowledge summaries
 - Guiding schemes for work, such as “simulation scheme”; “hypothesis testing scheme”

For both

- DTG: Digital tool guides (text or video clips)

Changing teachers' beliefs

- Beliefs about
 - The pedagogical potential of simulations
 - The pedagogical values and pitfalls of digital technologies in teaching prob & stats
- Beliefs about teachers' identity and role
 - Supporting the teacher as a **personality with own value systems** with regard to a topic to be taught
 - And not only the teacher as a dependent **curriculum implementation service provider**

Selected accompanying research

Together with Ralf Nieszporek

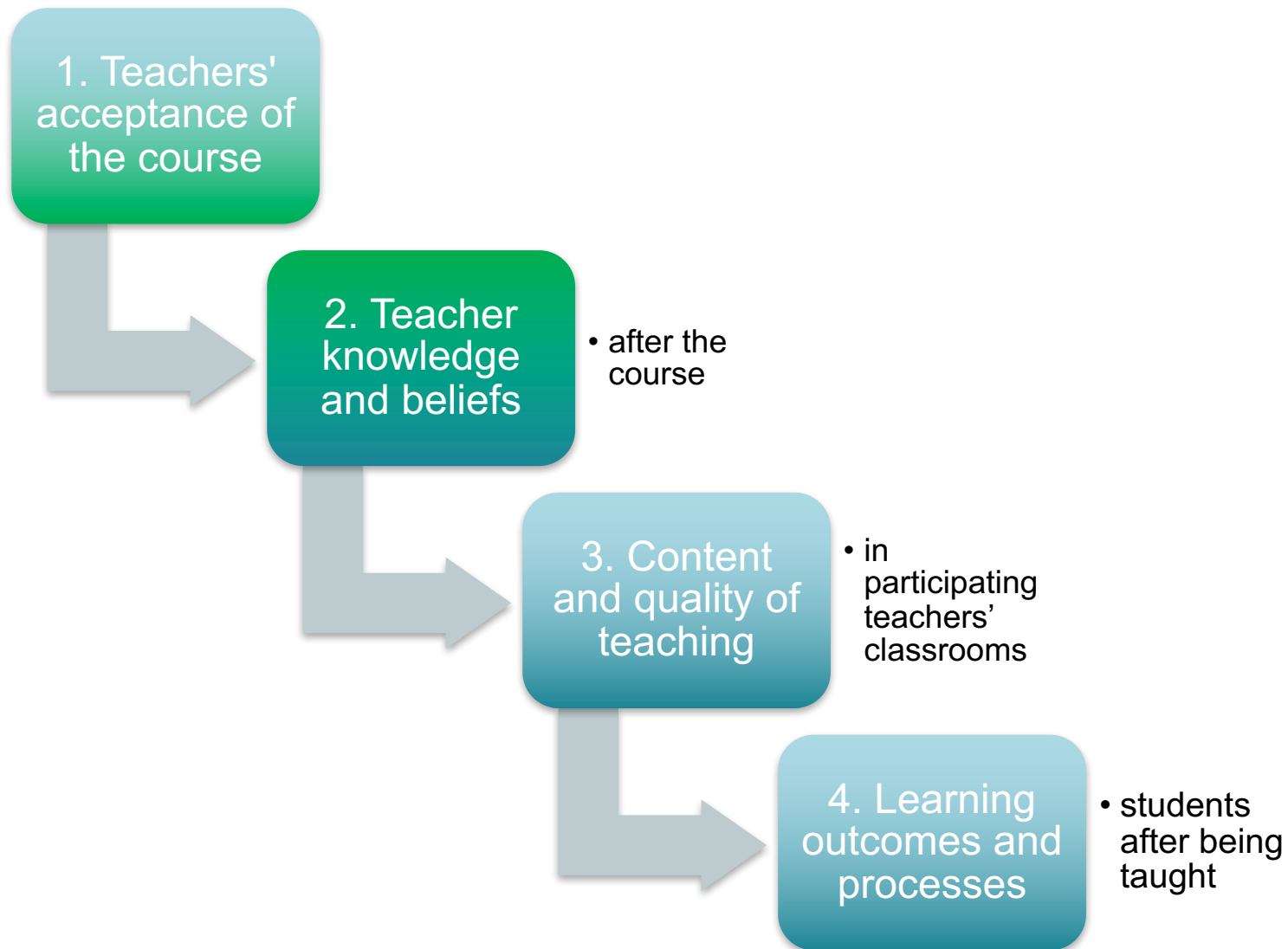
- Research on teachers' beliefs and knowledge before and after the course
- Research on teachers' "status of concern" concerning the innovation

"Upper secondary teachers' *stages of concern* related to curricular innovations before and after a professional development course on teaching probability and statistics including the use of digital tools", paper submitted to CERME 10

Facets of teacher knowledge / PCK

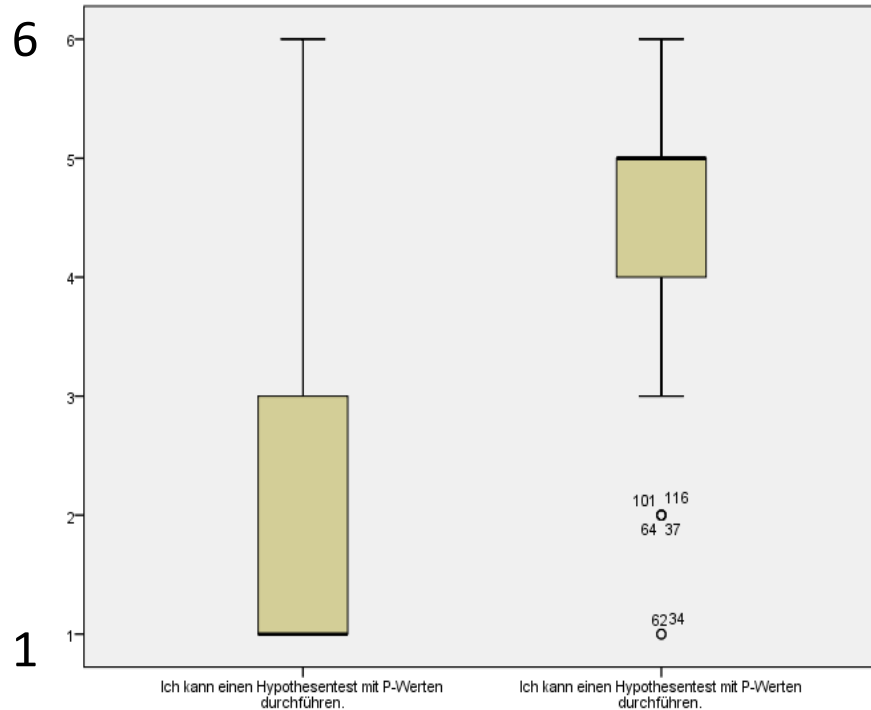
- Background knowledge in didactics of mathematics
 - Studies in psychological decision research
 - Design research
- Classroom implementation competence
 - Expected student solutions / misconceptions
 - Managing classroom discussions

Research on the “chain of impact”



Subjective retrospective competence growth assessment

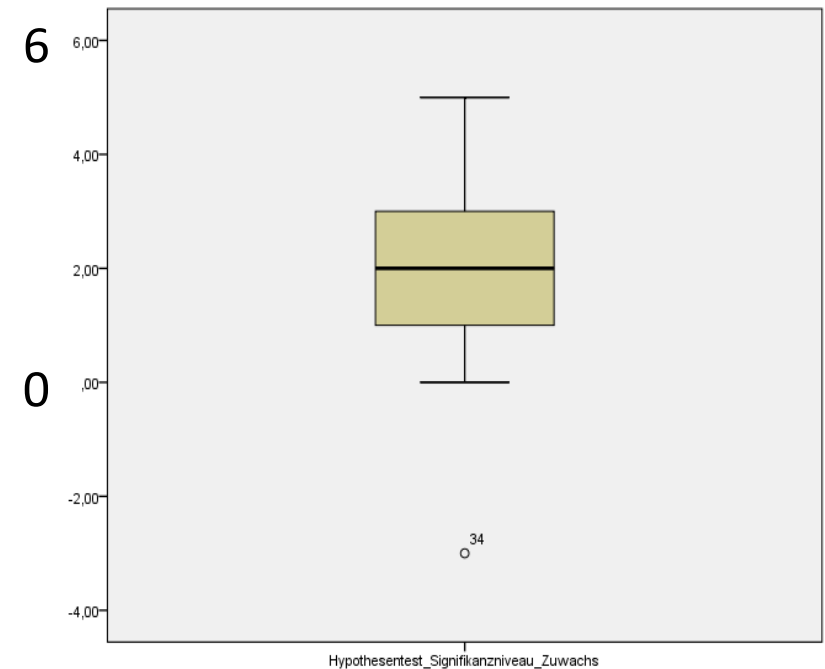
School related content knowledge: I can construct and perform a hypothesis test with fixed significance level?



before

after

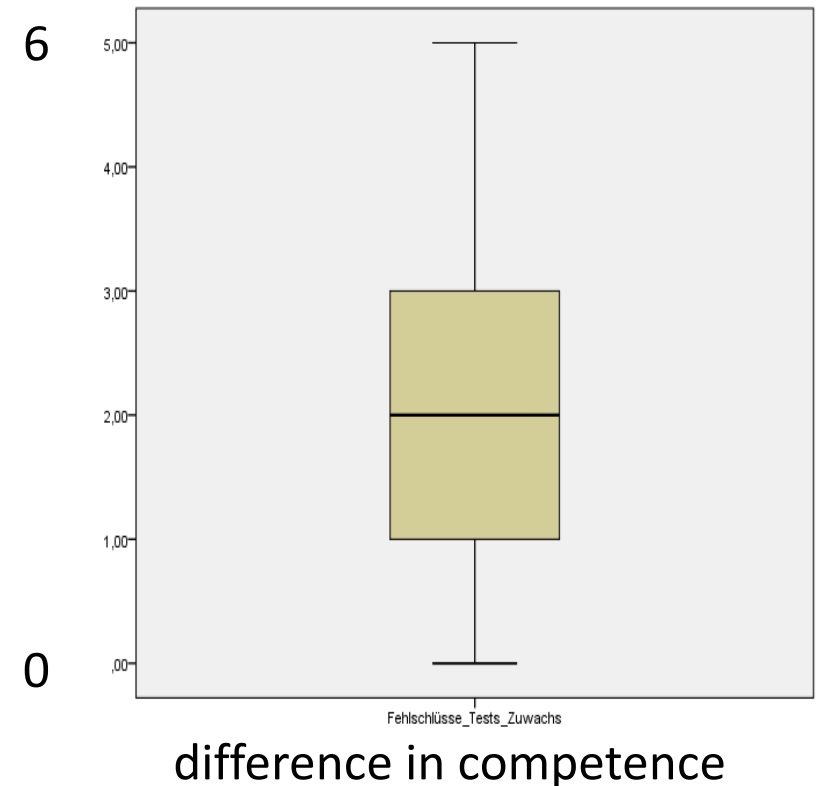
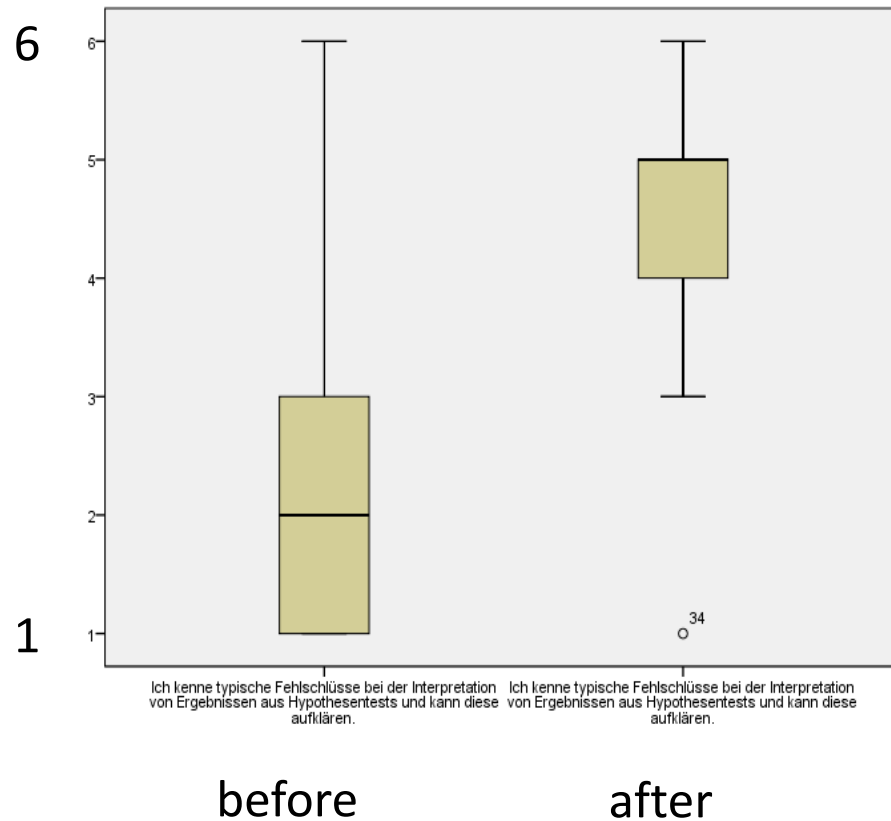
1: strongly disagree; 6 strongly agree



difference in competence

Subjective retrospective competence growth assessment

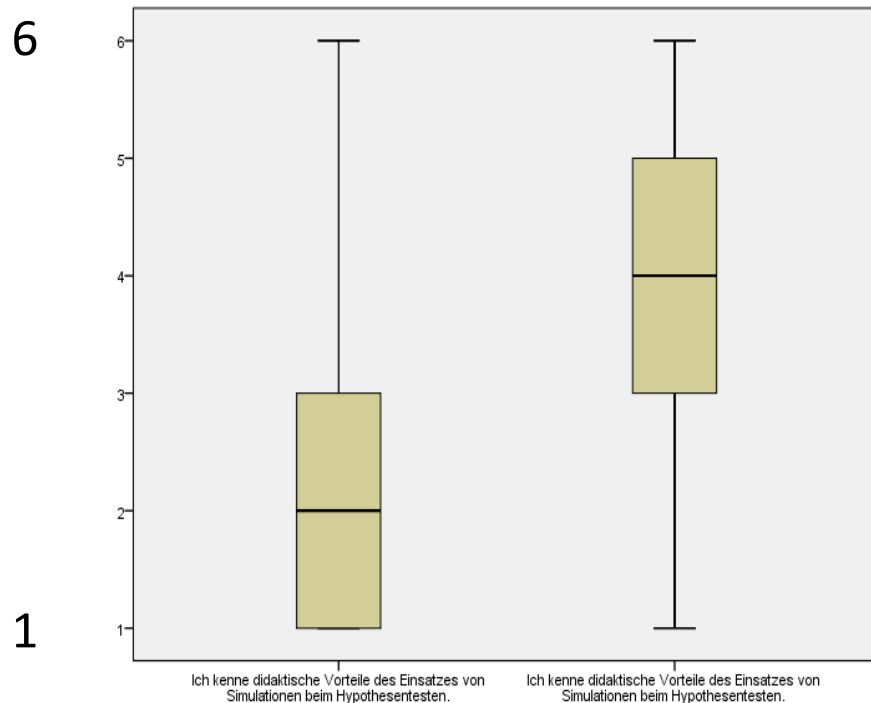
Pedagogical content knowledge: I know typical misinterpretations of hypothesis tests and can elucidate/clarify them?



1: strongly disagree; 6 strongly agree

Subjective retrospective competence growth assessment

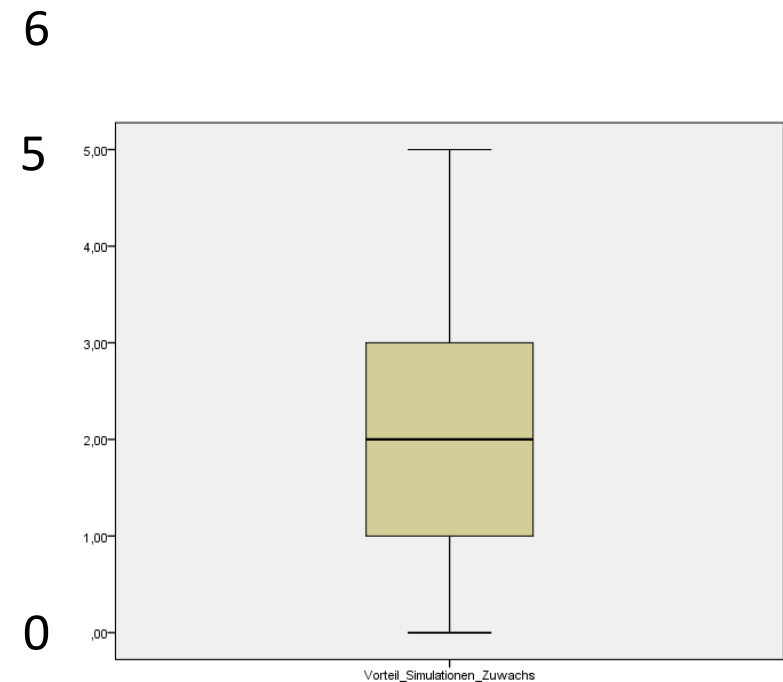
Pedagogical content knowledge and beliefs: I know educational gains of using simulation when teaching hypothesis testing?



before

after

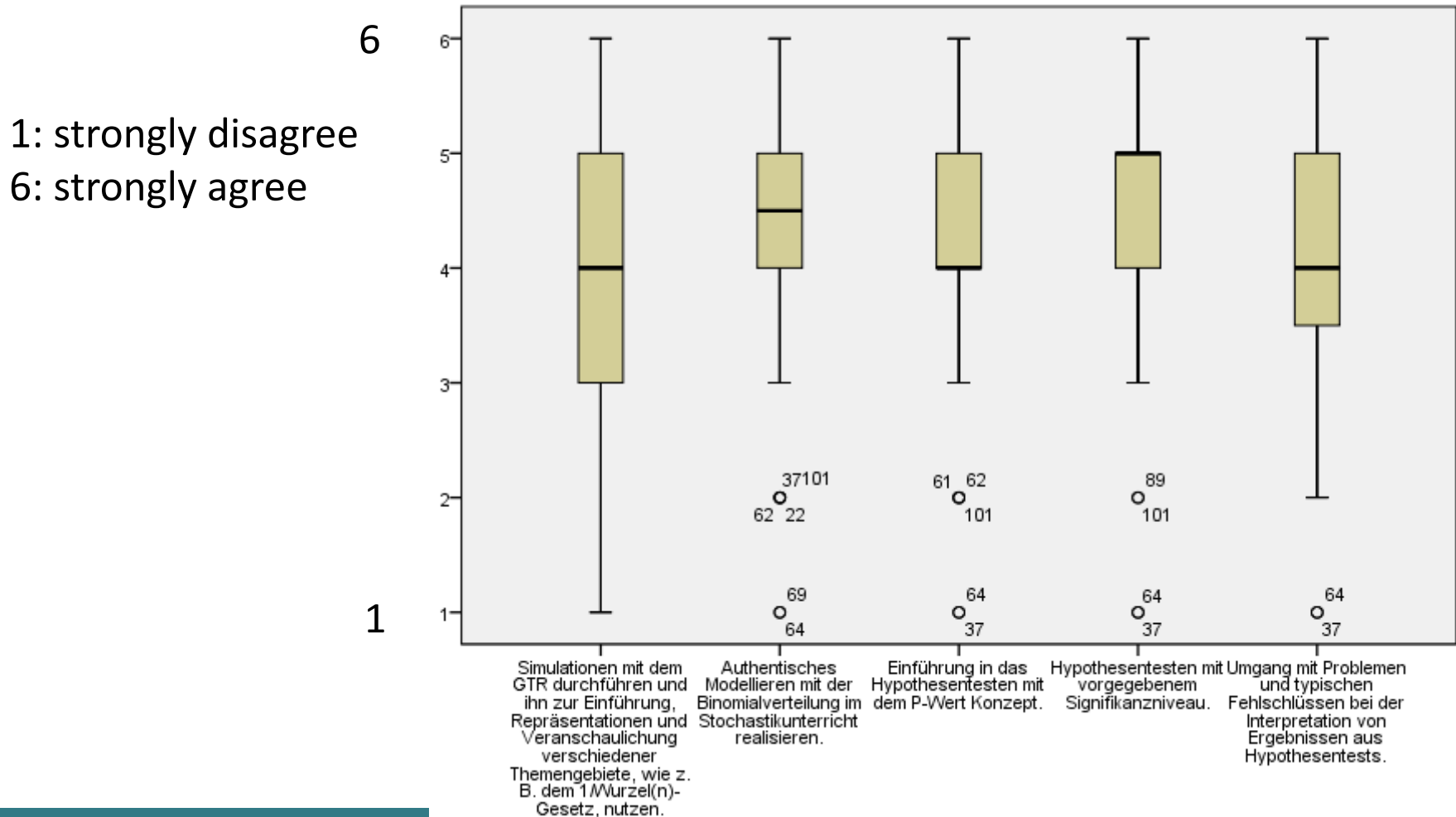
1: strongly disagree; 6 strongly agree



difference in competence

Subjective prospective teaching self-efficacy expectation assessment

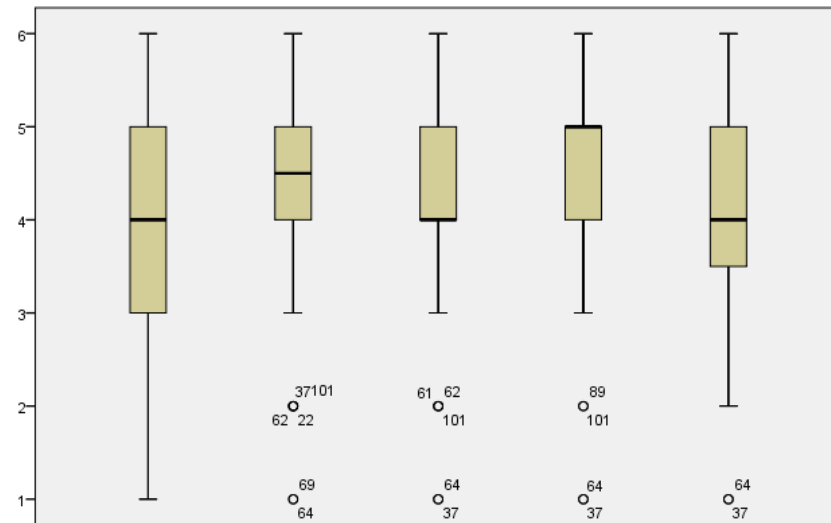
“By participating in the course, I have developed sufficient competencies and have received enough inputs, encouragements and stimuli for the (further) development of materials for my concrete classroom practice”



Subjective prospective teaching self-efficacy assessment

1. Simulation, $\frac{1}{\sqrt{n}}$ - law
2. Authentic binomial modelling
3. P-value testing
4. Fixed level testing
5. Misinterpretations of hypothesis tests

6



1

1

2

3

4

5

Simulationen mit dem GTR durchführen und ihn zur Einführung, Repräsentationen und Veranschaulichung verschiedener Themengebiete, wie z. B. dem $1/\sqrt{n}$ -Gesetz, nutzen.

Authentisches Modellieren mit der Binomialverteilung im Stochastikunterricht realisieren.

Einführung in das Hypothesentesten mit dem P-Wert Konzept.

Hypothesentesten mit vorgegebenem Signifikanzniveau.


Umgang mit Problemen und typischen Fehlschlüssen bei der Interpretation von Ergebnissen aus Hypothesentests.

Future research and development perspectives

- Improving materials and activities on the basis of a design based research paradigm
 - Collecting “data” from the PD days
- Competence tests for teachers?
- Developing support material for future facilitators
- Establishing PLCs (professional learning communities) as next step after attending our course

Structure

1. What is the DZLM?
2. Domains of knowledge for teachers and facilitators
Example: Probability & Statistics (upper secondary level)
3. Design Principles
Example: Digital Tools (upper secondary level)
4. Future Perspectives



Future Perspectives in our work in



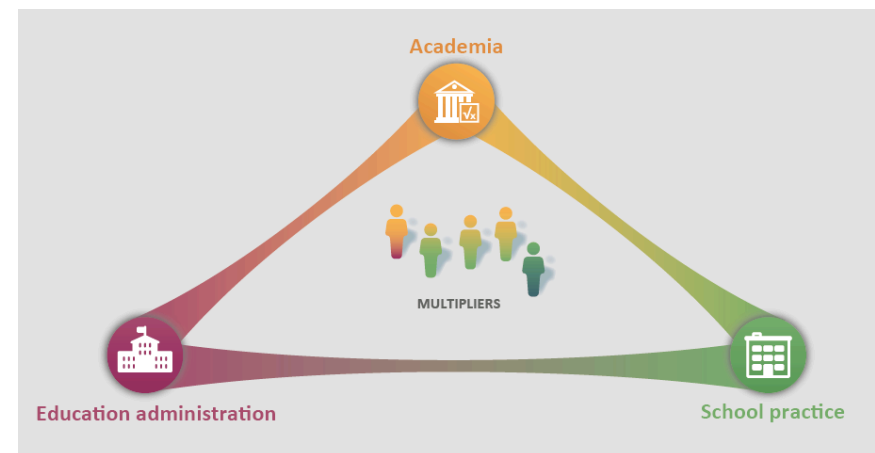
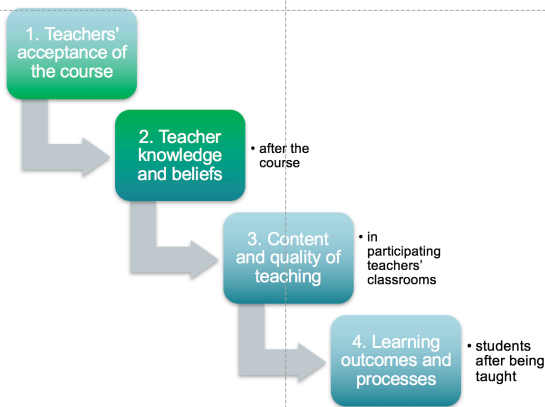
Deutsches Zentrum für
Lehrerbildung Mathematik

Collaboration & Networking

WHAT?

- (Multi-)language issues
- digitalising
- Stochastics
- Out-of-field
- Inclusive teaching

	Teachers	Facilitators
Conditions	pre-knowledge, beliefs, motivation, expectations	
Design of programs/ courses	Adequate materials and trajectories for specific goals in	
Impact	Beliefs & knowledge	
Support of CPD	PLC	



Many thanks for your attention –
Discussion is opened.

