

Research based learning on- line

Professor Christian Lundahl

Örebro university, Sweden

Fritz Karsen Chair, Humboldt Universität

The Swedish School Act (2010)

Section 5 The educational programme shall be designed in accordance with fundamental democratic values and human rights such as the inviolability of human life, the freedom and integrity of the individual, the equal value of all people, equality and solidarity between people.

Everyone involved in the educational programme must promote human rights and actively combat all forms of abusive treatment.

The educational programme must be based on scientific basis and proven experience.

National Objectives Teacher Training (relevant to RBL)

Knowledge and understanding

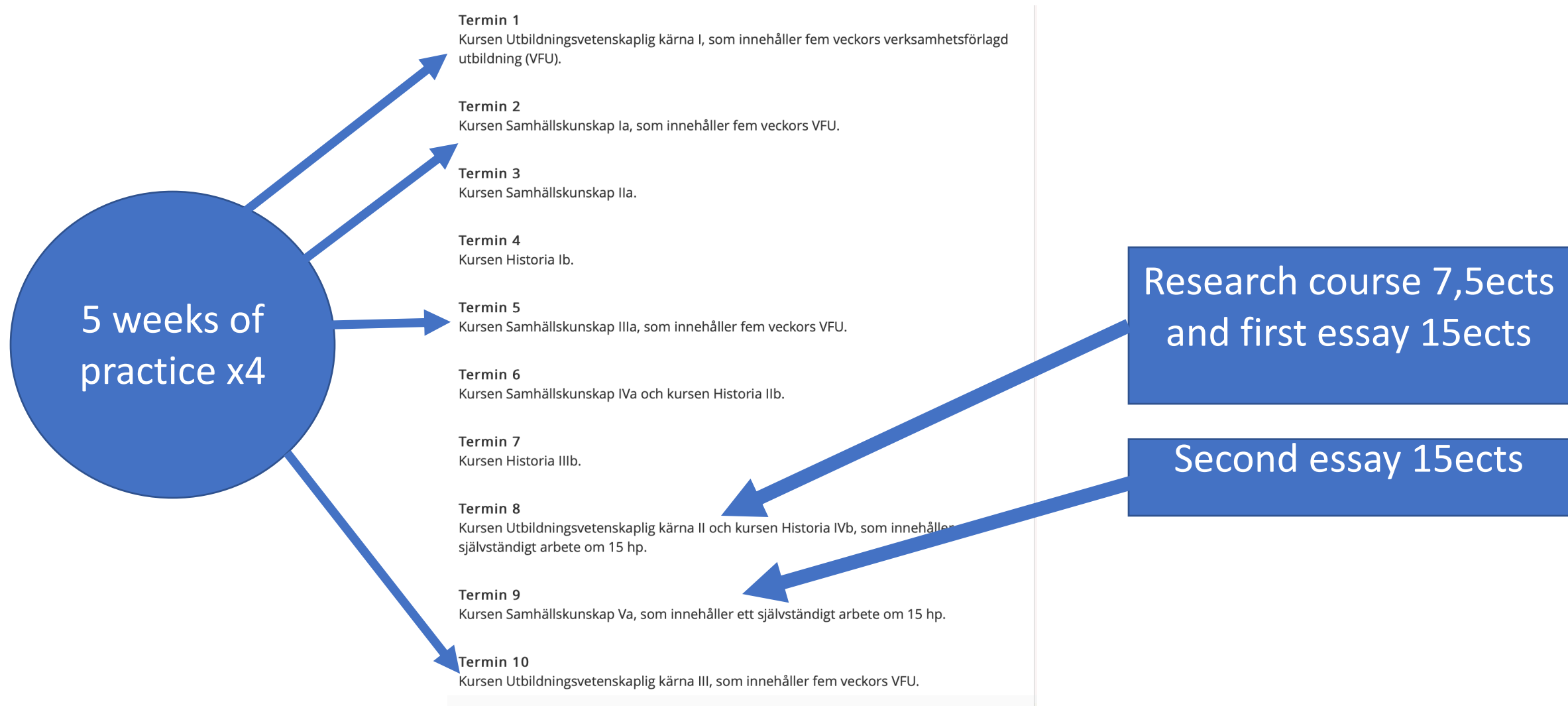
- Demonstrate the subject knowledge required for professional practice, including both an overview of the subject area's main field of study and in-depth knowledge of certain parts of this area and **insight into current research** and development work.
- Show in-depth knowledge of science theory and qualitative and quantitative research methods, and **show knowledge of the relationship between scientific basis and proven experience** and its importance for professional practice.

National Objectives Teacher Training (relevant to RBL)

Skills and Abilities

- Demonstrate in-depth ability to critically and independently **utilize, systematize and reflect on their own and others' experiences and relevant research results**, thereby contributing to the development of professional activity and knowledge development in subjects, subject areas and subject didactics.
- Demonstrate the ability to independently and together with others **plan, implement, evaluate and develop teaching** and other educational activities in order to best stimulate each student's learning and development.
- Demonstrate the **ability to observe, document and analyze student learning** and development in relation to the goals of the business and to inform and collaborate with students and their guardians.

Content – Upper secondary ex. Social science and history teacher



Research course – Theory of science and research methods. Attainment Goals.

After completing the course, the student should be able to:

- give an account of the main theoretical directions of science and explain some **central scientific theoretical concepts**,
- explain what **characterizes qualitative and quantitative research methods** and the knowledge that each method can generate,
- by giving examples show **insight into the teacher's need for both scientific and experience-based knowledge**
- describe how **research can be carried out with both qualitative and quantitative methods**
- account for central **research ethics** principles and explain the importance of research ethics for a scientific approach

When Corona forced us to change the course half way through it




Fig. 1.




Fig. 3. Skolklass med smittskydd.

When Corona forced us to change the course half way through it

- March 10 it was decided that we should not give lectures with more than 100 participants.
- Friday March 13 the Vice Chancellor decided that we should completely go over to remote training with some exceptions. Teachers and students got this information at the same time when it was published on our website. Many teachers just had the weekend to re-plan their courses.
- One of the first things that centrally adjusted was the examination system.

New examination regulations

- **Written examinations in exam halls** = instead of examinations in exam halls, it is possible to offer take-home examinations (which require some adaptation of the actual exam questions), or to postpone the examinations. When booking take-home examinations in WISEflow/Blackboard, see: [When booking take-home examinations in WISEflow/Blackboard](#)
- **Campus-based seminars** = instead of campus-based seminars, it is possible to offer distance education seminars. In some cases it is also possible to offer substitute assignments instead of completing the seminar. Our normal regulations do not permit this, but based on information from the Swedish Higher Education Authority (UKÄ), our assessment is that this is a possibility in the current situation.
- **Compulsory components** = depending on the type of component (laboratory work, PBL groups, theme days) involved, these may be handled as distance education components or by setting substitute assignments (see discussion above). Otherwise, these may be postponed.

New examination regulations

- **Practical components** = many of these are difficult to replace with anything else as they are often included in professional degree programmes and study programmes in science and engineering. Often the intended learning outcomes, in terms of practical/laboratory skills, are examined through these components. Our primary recommendation is to postpone these examinations.
- **Placements** = in certain cases, the intended learning outcomes for placements may be met by means of mock placements carried out on campus. In other cases this will not be possible, for instance when content has to be adapted to a certain target group and its reception is decisive (e.g. teaching children, patient contacts/examinations). In such cases, it may be possible to shorten the placement time spent with the host organisation (five weeks becomes one week) to enable such assessments. The remainder of the placement time may perhaps be spent in other ways.

The Centre for Academic Development guide for re-phrasing exam-hall questions

Re-phrase questions written for examinations in exam halls into open book examinations by 1) putting the questions more clearly in a context, 2) make the questions more individual-related or 3) making the questions more complex.

- **Ex. To put the questions more clearly in a context**

Exam hall question:

- *What is dissonance-reducing buying behavior and variation-seeking buying behavior?*

Open book question:

- *Explain in an introductory material for new entrepreneurs in the beauty industry what the difference between dissonance-reducing and variation-seeking buying behaviors is and illustrate the two concepts with illustrative examples.*

<https://www.oru.se/om-universitetet/hogskolepedagogiskt-centrum/resursbiblioteket/examinera-digitalt-pa-distans/lar-dig-merf-om-olika-kunskapsformer2/>

What did we do?

- Replaced seminars with group assignments
- Made the assignments more complex
- Made sure to communicate expectations and deadlines as clear as possible i direct connection to the assignment
- Increased activity in our learning platform opening up discussion forums

Seminar based course assignments. Some typical examples (pre-corona)

Seminar 8 Implementation and interpretation of quantitative analysis

The seminar deals with different types of quantitative analyzes. Differences between uni-, bi- and multivariate analysis are discussed as well as the importance of statistical significance. The seminar also discusses the interpretation of quantitative results presented in tables, bars or graphs, and how to assess quality in quantitative studies.

Seminar 9 Workshop - Analysis of survey data

At the seminar, the implementation of analysis of survey data is examined. Different analyzes are tested and compared with each other. The focus is on implementation, interpretation and presentation of quantitative analysis.

Seminar based course assignments. Some typical examples

Seminar 11 Workshop - Analysis of interview data

At the seminar, the implementation of qualitative analysis of interviews is examined. Focus on doing the analysis - no new literature is read.

Task (in pairs):

For this seminar, a printed transcript of the completed interview must be included. The analysis procedure takes place in pairs.

Online course assignments. Some examples of new assignments

Seminar 8

The assignment is performed in pairs. The division into pairs for this assignment is done by the seminar leader. The assignment should comprise about 2-3 A4 pages and be sufficiently linguistically processed so that the content is clear.

With support in the course literature:

- Explain the difference between uni-, bi- and multivariate analysis
- Explain the importance of causality, correlation and statistical significance
- Read the article by Lillvist & Wilder (2017) which can be found in the Scientific Articles folder on Blackboard [Our digital Teaching platform]. Describe the types of quantitative analyzes the researchers have used in the study and describe the study's main results.

Send your text to the respective seminar leader via Course announcement *no later than 15.00 the day when the seminar on campus would have taken place (different dates for different groups - see schedule!). Questions regarding the assignment can advantageously be asked in the Group Discussion Forum on Blackboard, where the thread Seminar 8 has been created. Seminar leaders will also provide brief feedback on the submitted assignment.*

Online course assignments. Some examples of new assignments (post-corona)

Seminar 9. Group assignment: approx. 2 A4 pages

Each group that has constructed a survey in Google Forms shares the link to other groups via the Group Discussion Forum in Blackboard where the thread Seminar 9 is created. All students answer all questionnaires, i.e. also the own survey.

Each group makes an analysis and interpretation of its own survey data. Google Forms generates a summary based on the responses received via the "Answers" and "Summary" tabs. Go through the compilation and interpret the diagrams generated by the program.

Answer the following questions:

- What is the distribution of answers for the different questions?
- Which question has the largest spread and the smallest spread of the answers, respectively?
- Are there any omissions for certain questions? How big is the dropout?
- Based on the results, can you say something about the relationship between social class and experience of collaboration with preschool / school? If so, what? Motivate your answers.

Online course assignments. Some examples of new assignments

Seminar 9. Group assignment: approx. 2 A4 pages (continued)

In addition to this, you must also give comments to the other groups whose questionnaires you answered. Give feedback based on how you experienced the questions - Were the questions easy to understand? Was there no answer alternative in the survey? Anything else you reacted to? Conclude your feedback with a reasoning about the validity and reliability of the survey. The comments are published in the Group Discussion Forum on Blackboard (Seminar 9).

Send the compilation generated by Google Forms and your answers to the questions above to the respective seminar leader via Course announcement no later than 15.00 the day when the seminar on campus would have taken place (different dates for different groups - see schedule!). , where the thread Seminar 9 has been created. Seminar leaders will also provide brief feedback on the submitted assignment.

Online course assignments. Some examples of new assignments

Seminar 11. Qualitative analyses

This task is also carried out together with the person you have collaborated on in the chosen development area [seminar 1 and 6]. During the course, you conducted an interview with an active preschool teacher / teacher. Prior to this seminar, the interview has been transcribed and the content will now be analyzed.

When analyzing the source material, feel free to take the help of the lecture material in the form of a PP presentation and the document "Analysis process and quality criteria in qualitative research" which can be found under Course material in Blackboard. Of course, some of the contributions in Fejes & Thornberg, which were read before seminar 10, can also be used as a source of inspiration in the analysis work.

Based on the following steps in your analysis process:

- Code the source material - mark what you find most important for your research question / s by writing a word, phrase or sentence that describes parts of the interview. Suggest different codes with different colors.

Sort the codes - what is the relationship between the codes (similarities and differences)? Which ones belong together? Which do not belong together? What pattern appears in the source material?

- Create themes / categories - What characterizes different patterns in the source material? Which, clearly separated, themes / categories can be developed? Motivate the thematization / categorization you do!

Online course assignments. Some examples of new assignments

Seminar 11. Continued

What are the results of the survey? Present the main results in your study based on the question of how the interviewed teacher works with the chosen development area.

Reflect on your conduct of the interview. How did the interview questions work? How would you describe the relationship that was established with the interviewee? Is there anything else that may have affected the interview situation?

Send your transcript, where the different steps of the analysis process have been made visible through, for example, color coding and comments on coding and thematization / categorization, to the respective seminar leader via Course announcement no later than 15.00 on Wednesday 25 March. Questions regarding the task can be asked in the Group Discussion Forum on Blackboard where the Seminar 11 forum has been created.

Our experiences

- The University management did not give the teachers much time to prepare for remote teaching
- Few had prior experience of online teaching. A first initial workshop on Zoom crashed due to an overloaded server system.
- We made a quick decision to replace the seminars with more demanding group assignments handed in through our digital student platform.
- The course management centralised the construction of these assignments in order not to put extra burden on teachers and to avoid student stress.
- Course evaluations showed that the students appreciated the changes we made and that they under the new circumstances didn't have any problems completing the course.
- At the same time, the students felt that the new course assignments were more time consuming and difficult than seminars.
- 59 out of 77 students passed the course examination which is about the same as previous years.

What we learnt this far

- We had since before an established Centre for Academic Development (Högskolepedagogiskt centrum) at the university that was there to help with the digital adaptation, but for many, not least with open books examinations.
- Its good to have a contingency plan B *AND* C. Our first backup plan was Zoom but we didn't trust it to hold for everyone so we did choose the more basic digital platform, Blackboard.
- With home-assignments rather than seminars the burden on the teacher increases. Therefor we had the students work in pairs or in groups.
- With discussion forums the students could often help each other understanding the requirements of the assignments without having to ask the teachers all the time.
- Remote teaching demands a meta-conversation concerning its requirements. When we now have Zoom seminars we talk with the students about how to talk, show activity and patience. We also noticed that breakout rooms and chat provides with more dynamics to the format.

What we learnt this far

- As a seminar leader you might have to show more concern and empathy for the students. After all some of them have more lonely lives with pandemic restrictions, even if not locked-downed.
- Some of the students tried to do their interviews over Zoom but teachers at the training schools didn't like being on display. The students then had to do a phone interview which is something completely else.
- There are issues of integrity when teaching moves in to students home, and how we watch over their work on assignments.
- There are issues of digital inequalities here, from having a fast enough WiFi to be able to get help when things crashes. Also, not all youths are the digital natives we hear about. Some are actually poorly prepared for remote digital teaching.

Fine

